

Monthly Investment Report for Period Ended June 30, 2016



City of Riverside

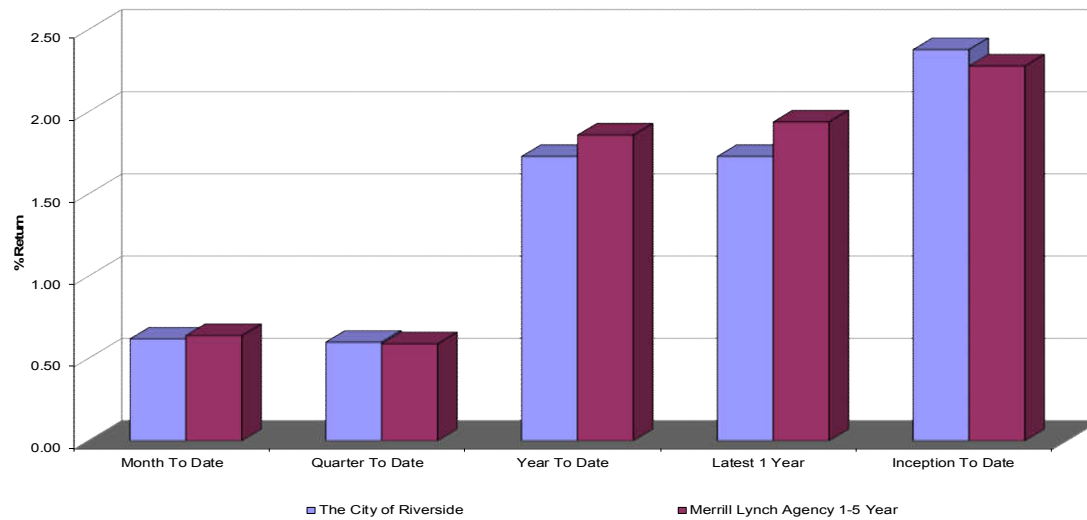
3900 Main Street
Riverside, CA 92522

Public Trust Advisors LLC
777 S. Figueroa St. #805
Los Angeles, CA 90017

Table of Contents

<u>Report</u>	<u>Section</u>
Performance Summary & Detail	1
Yield History	2
Maturity Distribution	3
Fixed Income Distribution	4
Portfolio Summary	5
Fixed Income Holdings	6
Transaction Summary	7
Interest Earnings	8

	<u>Month To Date</u>	<u>Quarter To Date</u>	<u>Year To Date</u>	<u>Latest 1 Year</u>	<u>Inception To Date</u>
The City of Riverside	0.62	0.60	1.73	1.73	2.38
Merrill Lynch Agency 1-5 Year	0.64	0.59	1.86	1.94	2.28



* 02/29/08 represents the first recorded month of performance.

PORTFOLIO COMPOSITION				CHANGE IN PORTFOLIO	
	Market Value	Pct. Assets	Yield		
Cash	0.00	0.0	-	Portfolio Value on 05-31-16	389,295,049.55
Equity	0.00	0.0	-	Accrued Interest	1,142,415.34
Fixed Income	379,259,322.92	100.0	0.7	Net Additions/Withdrawals	-13,563,363.36
Other	0.00	0.0	-	Realized Gains	-5,418.87
				Unrealized Gains	1,928,675.59
				Income Received	484,363.36
				Change in Accrued Interest	-22,398.69
				Portfolio Value on 06-30-16	378,139,306.27
				Accrued Interest	1,120,016.65
Total	379,259,322.92	100.0	0.7		379,259,322.92

TIME WEIGHTED RETURN					
	Month To Date	Quarter To Date	Year To Date	Last 12 Months	Annualized Inception To Date
The City of Riverside	0.62	0.60	1.73	1.73	2.38
Merrill Lynch Agency 1-5 Year	0.64	0.59	1.86	1.94	2.28

* 02/29/08 represents the first recorded month of performance.

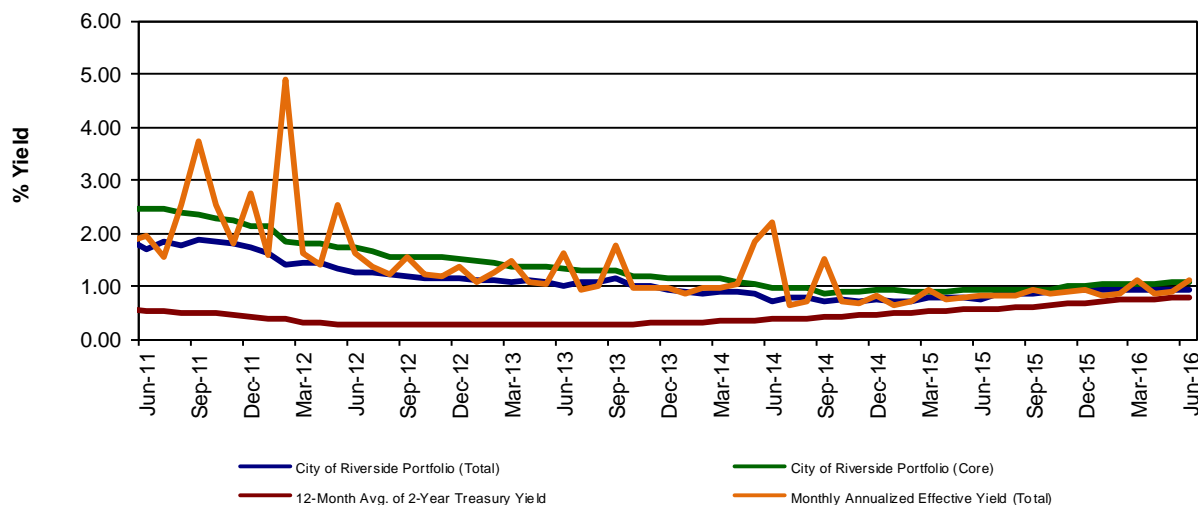
Weighted Average Yield to Maturity at Cost

	6/30/2016	Quarter to Date Avg.	Year to Date Avg.	Latest 1 Year Avg.	Rolling 5 Year Avg.
The City of Riverside (Core)	1.08	1.07	1.05	1.01	1.32
The City of Riverside (Total)	0.92	0.93	0.92	0.90	1.07
12-Month Avg. of 2-Year Treasury Yield	0.77	0.77	0.75	0.69	0.43
Monthly Annualized Effective Yield (Total)	1.10	0.95	0.94	0.91	1.32

Annualized Effective Yield

Coupon Accruals	601,347.54
Amortization/Accretion	-123,382.14
Realized Gain/Loss	18,579.32
Total Portfolio Income	496,544.72
Monthly Average Book Value	550,562,180.08
Annualized Monthly Effective Yield	1.10
Annualized Effective Yield YTD	0.95
Annualized Effective Yield - Latest 1 Year	0.91

Weighted Average Yield at Cost



Source: Bloomberg, L.P.

* 01/31/03 represents the first recorded month of portfolio yield for the total portfolio.
 * 02/29/08 represents the first recorded month of portfolio yield for the core portfolio.
 * As of 06/30/14, additional checking/money market fund balances have been included in calculations for the total portfolio.

The City of Riverside
Maturity Distribution
June 30, 2016



Description	Cusip	Year	Par Value	Dollar Price	Market Value	Book Value	Yield On Cost	Yield on Price
CALTRUST Investment Trust of California			2,024,223.67	10.03	20,302,963.44	20,301,361.81	0.73	0.73
Public Funds Checking			32,871,174.97		32,871,174.97	32,871,174.97	0.50	0.50
Premium Money Market - Government Services			5,081,856.24		5,081,856.24	5,081,856.24	0.35	0.35
Local Agency Investment Fund			99,478,186.89		99,478,186.89	99,478,186.89	0.58	0.58
CALTRUST Heritage Money Market Fund - Select Class			19,065,390.59		19,065,390.59	19,065,390.59	0.43	0.43
			158,520,832.36	1.15	176,799,572.13	176,797,970.50	0.56	0.56
General Electric Capital Corp 1.500% Due 07-12-16	36962G6Z2	2016	5,000,000.00	100.02	5,000,785.00	5,001,216.52	0.69	1.02
Midland States Bank (FDIC Gtd) 0.600% Due 07-22-16	59774QEJ7	2016	247,000.00	100.01	247,027.17	247,000.00	0.60	0.43
Pacific Premier Bank (FDIC Gtd) 0.650% Due 07-25-16	69478QCD0	2016	248,000.00	100.01	248,031.00	248,000.00	0.65	0.48
GE Capital Retail Bank (FDIC Gtd) 1.000% Due 08-09-16	36160NTV1	2016	248,000.00	100.05	248,125.24	248,000.00	1.00	0.55
BMW Bank of North America (FDIC Gtd) 1.050% Due 08-16-16	05568P4T1	2016	248,000.00	100.07	248,163.43	247,984.14	1.10	0.55
Whitney Bank (FDIC Gtd) 0.600% Due 08-18-16	966594AF0	2016	248,000.00	100.02	248,039.93	248,000.00	0.60	0.49
Ally Bank (FDIC Gtd) 1.000% Due 08-22-16	02005Q5N9	2016	248,000.00	100.07	248,170.38	247,978.50	1.06	0.53
Park National Bank (FDIC Gtd) 0.850% Due 08-22-16	700654AP1	2016	248,000.00	100.05	248,121.52	248,000.00	0.85	0.52
Peoples United Bank (FDIC Gtd) 0.850% Due 08-22-16	71270QFL5	2016	248,000.00	100.05	248,122.51	248,000.00	0.85	0.52
Synovus Bank (FDIC Gtd) 0.800% Due 08-23-16	87164DGE4	2016	248,000.00	100.04	248,108.87	248,000.00	0.80	0.50
First Credit Bank (FDIC Gtd) 0.750% Due 08-25-16	320055BD7	2016	248,000.00	100.04	248,094.98	248,000.00	0.75	0.50
Sterling Bank (FDIC Gtd) 0.800% Due 08-29-16	85916VAL9	2016	249,000.00	100.05	249,121.26	249,000.00	0.80	0.51
Medallion Bank (FDIC Gtd) 1.100% Due 10-04-16	58403BG26	2016	248,000.00	100.17	248,420.86	248,000.00	1.10	0.45
Community Financial Services Bank (FDIC Gtd) 0.800% Due 10-17-16	20364AAQ8	2016	248,000.00	100.09	248,222.21	248,000.00	0.80	0.50
Interinvest National Bank (FDIC Gtd) 1.000% Due 10-17-16	46115DDU7	2016	249,000.00	100.19	249,481.07	249,000.00	1.00	0.35
General Electric Capital Corp 5.375% Due 10-20-16	36962GY40	2016	2,000,000.00	101.31	2,026,270.00	2,027,101.33	0.90	1.05
Lakeside Bank (FDIC Gtd) 0.900% Due 10-24-16	51210SKR7	2016	248,000.00	100.12	248,296.61	248,000.00	0.90	0.52
Main Street Bank Corp (FDIC Gtd) 0.900% Due 12-16-16	56034WAH4	2016	248,000.00	100.17	248,409.70	248,000.00	0.90	0.54
			10,969,000.00	100.28	10,999,011.73	10,997,280.48	0.79	0.84

The City of Riverside
Maturity Distribution
June 30, 2016



Description	Cusip	Year	Par Value	Dollar Price	Market Value	Book Value	Yield On Cost	Yield on Price
Southwest Bank (FDIC Gtd) 0.750% Due 02-13-17	844772BA0	2017	237,000.00	100.26	237,627.81	237,000.00	0.75	0.32
Triad Bank (FDIC Gtd) 1.000% Due 03-14-17	89579NBF9	2017	249,000.00	100.49	250,208.40	249,000.00	1.00	0.31
US Treasury Notes/Bonds 0.750% Due 03-15-17	912828C32	2017	7,000,000.00	100.19	7,013,118.00	6,998,155.79	0.79	0.48
BMO Harris Bank NA (FDIC Gtd) 0.900% Due 03-23-17	05573J4Q4	2017	248,000.00	100.22	248,535.18	248,000.00	0.90	0.60
Parkway Bank & Trust Co (FDIC Gtd) 1.150% Due 04-07-17	70153RHJ0	2017	248,000.00	100.22	248,554.78	248,000.00	1.15	0.86
United Community Bank (FDIC Gtd) 1.000% Due 04-13-17	90983WAZ4	2017	248,000.00	100.22	248,549.82	248,000.00	1.00	0.72
Leader Bank NA (FDIC Gtd) 1.050% Due 04-21-17	52168UCU4	2017	248,000.00	100.27	248,676.79	248,000.00	1.05	0.71
General Electric Capital Corp 2.300% Due 04-27-17	36962G5W0	2017	7,585,000.00	101.00	7,660,667.96	7,656,271.98	1.15	1.08
US Treasury Notes/Bonds 0.500% Due 04-30-17	912828K66	2017	15,000,000.00	100.00	14,999,280.00	14,994,581.23	0.54	0.51
Apple Inc 1.050% Due 05-05-17	037833AM2	2017	4,000,000.00	100.24	4,009,424.00	4,002,683.31	0.97	0.77
US Treasury Notes/Bonds 2.750% Due 05-31-17	912828NG1	2017	8,000,000.00	102.01	8,160,936.00	8,143,236.98	0.78	0.55
Georgia Bank & Trust Co of Augusta (FDIC Gtd) 1.000% Due 06-20-17	373128EK9	2017	249,000.00	100.25	249,632.21	249,000.00	1.00	0.74
US Treasury Notes/Bonds 0.750% Due 06-30-17	912828TB6	2017	1,500,000.00	100.23	1,503,457.50	1,497,924.34	0.89	0.52
US Treasury Notes/Bonds 0.750% Due 06-30-17	912828TB6	2017	15,000,000.00	100.23	15,034,575.00	15,026,212.98	0.57	0.52
US Treasury Notes/Bonds 0.875% Due 07-15-17	912828WT3	2017	20,000,000.00	100.36	20,071,880.00	20,025,572.02	0.75	0.53
First Commercial Bank (FDIC Gtd) 1.000% Due 07-31-17	31984GDJ5	2017	248,000.00	100.36	248,883.62	248,000.00	1.00	0.67
US Treasury Notes/Bonds 0.500% Due 07-31-17	912828TG5	2017	7,000,000.00	99.97	6,997,816.00	6,970,477.83	0.89	0.53
Shell International Finance BV 1.125% Due 08-21-17	822582AR3	2017	1,805,000.00	100.30	1,810,460.12	1,803,674.60	1.19	0.86
American Express Bank FSB (FDIC Gtd) 1.250% Due 08-21-17	02587CAU4	2017	248,000.00	100.35	248,879.16	248,000.00	1.25	0.94
Capital One NA (FDIC Gtd) 1.250% Due 08-21-17	14042E5T3	2017	249,000.00	100.44	250,106.31	249,000.00	1.25	0.86
Discover Bank (FDIC Gtd) 1.300% Due 08-21-17	2546714P2	2017	248,000.00	100.35	248,878.91	248,000.00	1.30	0.99
Signature Bank of Arkansas (FDIC Gtd) 1.050% Due 08-25-17	82669LFR9	2017	249,000.00	100.45	250,111.54	249,000.00	1.05	0.66
EverBank (FDIC Gtd) 1.100% Due 08-28-17	29976DA42	2017	248,000.00	100.46	249,134.10	248,000.00	1.10	0.71

The City of Riverside
Maturity Distribution
June 30, 2016



Description	Cusip	Year	Par Value	Dollar Price	Market Value	Book Value	Yield On Cost	Yield on Price
Mauch Chunk Trust Financial Corp (FDIC Gtd) 1.200% Due 09-11-17	577234BZ9	2017	248,000.00	100.46	249,136.58	248,000.00	1.20	0.82
US Treasury Notes/Bonds 1.000% Due 09-15-17	912828D98	2017	11,750,000.00	100.53	11,811,957.75	11,782,145.62	0.77	0.56
First Niagra Bank NA (FDIC Gtd) 1.150% Due 09-25-17	33583CRW1	2017	248,000.00	100.45	249,109.30	248,000.00	1.15	0.78
US Treasury Notes/Bonds 0.625% Due 09-30-17	912828TS9	2017	2,000,000.00	100.09	2,001,876.00	1,991,530.31	0.97	0.55
Toyota Motor Credit Corp 1.250% Due 10-05-17	89233P6S0	2017	2,717,000.00	100.41	2,728,060.91	2,716,351.93	1.27	0.92
First Bank of Highland (FDIC Gtd) 1.250% Due 10-10-17	319141CL9	2017	248,000.00	100.47	249,169.32	248,000.00	1.25	0.88
US Treasury Notes/Bonds 0.875% Due 10-15-17	912828F54	2017	14,550,000.00	100.39	14,607,399.75	14,561,032.61	0.82	0.57
US Treasury Notes/Bonds 0.875% Due 11-15-17	912828G20	2017	6,250,000.00	100.41	6,275,881.25	6,240,703.61	0.98	0.57
Federal Home Loan Mortgage Corporation 5.125% Due 11-17-17	3137EABA6	2017	10,000,000.00	106.22	10,622,240.00	10,585,924.17	0.85	0.59
Third Federal Savings & Loan Association MHC (FDIC Gtd) 1.400% Due 11-27-17	88413QAD0	2017	248,000.00	101.01	250,497.86	248,000.00	1.40	0.68
Chevron Corp 1.104% Due 12-05-17	166764AA8	2017	2,750,000.00	100.17	2,754,543.00	2,743,942.04	1.26	0.99
Wex Bank (FDIC Gtd) 1.200% Due 12-11-17	92937CDH8	2017	248,000.00	100.43	249,075.82	248,000.00	1.20	0.90
Customers Bank (FDIC Gtd) 1.250% Due 12-18-17	23204HDB1	2017	248,000.00	100.45	249,104.84	248,000.00	1.25	0.94
US Treasury Notes/Bonds 0.750% Due 12-31-17	912828UE8	2017	6,250,000.00	100.26	6,266,356.25	6,225,107.33	1.02	0.57
US Treasury Notes/Bonds 0.750% Due 12-31-17	912828UE8	2017	13,550,000.00	100.26	13,585,460.35	13,531,677.99	0.84	0.57
			161,412,000.00	100.78	162,639,262.20	162,202,206.64	0.83	0.60
Bank of North Carolina (FDIC Gtd) 1.250% Due 01-16-18	06414QUB3	2018	247,000.00	100.88	249,178.79	247,000.00	1.25	0.68
US Treasury Notes/Bonds 2.625% Due 01-31-18	912828PT1	2018	12,000,000.00	103.21	12,384,840.00	12,289,956.11	1.08	0.59
US Treasury Notes/Bonds 0.875% Due 01-31-18	912828UJ7	2018	2,000,000.00	100.46	2,009,296.00	1,989,538.40	1.21	0.58
Cadence Bank NA (FDIC Gtd) 1.250% Due 02-12-18	12738RCW2	2018	248,000.00	100.66	249,636.55	248,000.00	1.25	0.84
Wal-Mart Stores Inc 5.800% Due 02-15-18	931142CJ0	2018	470,000.00	107.87	507,000.75	505,296.50	1.12	0.91
US Treasury Notes/Bonds 0.750% Due 03-31-18	912828UU2	2018	5,000,000.00	100.27	5,013,670.00	4,991,423.17	0.85	0.59
Mercantil Commercebank NA (FDIC Gtd) 1.500% Due 04-24-18	58733AAY5	2018	248,000.00	100.96	250,371.38	248,000.00	1.50	0.97

The City of Riverside
Maturity Distribution
June 30, 2016



Description	Cusip	Year	Par Value	Dollar Price	Market Value	Book Value	Yield On Cost	Yield on Price
US Treasury Notes/Bonds 2.625% Due 04-30-18	912828QG8	2018	11,000,000.00	103.70	11,406,483.00	11,286,374.82	1.18	0.60
Berkshire Hathaway Finance Corp 1.300% Due 05-15-18	084664BW0	2018	1,000,000.00	100.63	1,006,291.00	1,001,413.65	1.22	0.96
US Treasury Notes/Bonds 1.000% Due 05-31-18	912828VE7	2018	4,000,000.00	100.77	4,030,936.00	3,983,078.52	1.22	0.59
US Treasury Notes/Bonds 1.000% Due 05-31-18	912828VE7	2018	10,250,000.00	100.77	10,329,273.50	10,269,219.93	0.90	0.59
US Treasury Notes/Bonds 1.375% Due 06-30-18	912828VK3	2018	1,500,000.00	101.52	1,522,792.50	1,501,271.64	1.33	0.61
GE Capital Bank (FDIC Gtd) 1.600% Due 07-03-18	36160J2N7	2018	248,000.00	100.78	249,943.82	248,000.00	1.60	1.20
Toyota Motor Credit Corp 1.550% Due 07-13-18	89236TCP8	2018	5,000,000.00	100.96	5,048,060.00	5,010,474.65	1.44	1.07
Bank of Georgetown (FDIC Gtd) 1.550% Due 07-17-18	06424XBQ4	2018	248,000.00	101.09	250,691.05	248,000.00	1.55	1.01
MB Financial Bank NA (FDIC Gtd) 1.350% Due 08-21-18	55266CNH5	2018	249,000.00	101.40	252,474.30	249,000.00	1.35	0.69
Comenity Capital Bank (FDIC Gtd) 1.700% Due 08-24-18	20033AME3	2018	249,000.00	101.39	252,465.58	249,000.00	1.71	1.05
East Boston Savings Bank (FDIC Gtd) 1.400% Due 08-24-18	27113PAM3	2018	249,000.00	101.40	252,477.04	249,000.00	1.40	0.75
US Treasury Notes/Bonds 1.500% Due 08-31-18	912828RE2	2018	5,500,000.00	101.89	5,603,768.50	5,522,046.17	1.31	0.62
Goldman Sachs Bank USA (FDIC Gtd) 1.650% Due 09-04-18	38147J3R1	2018	247,000.00	101.12	249,759.24	247,000.00	1.65	1.13
Sallie Mae Bank (FDIC Gtd) 1.800% Due 09-04-18	795450SU0	2018	247,000.00	101.11	249,753.56	247,000.00	1.80	1.28
First Priority Bank (FDIC Gtd) 1.450% Due 09-28-18	33612JFU8	2018	248,000.00	101.41	251,507.46	248,000.00	1.45	0.81
US Treasury Notes/Bonds 1.375% Due 09-30-18	912828RH5	2018	10,500,000.00	101.65	10,673,491.50	10,552,358.53	1.15	0.63
UBS Bank USA (FDIC Gtd) 1.400% Due 10-01-18	90348JAP5	2018	248,000.00	100.77	249,913.07	248,000.00	1.40	1.06
Capital One Bank USA NA (FDIC Gtd) 1.800% Due 10-09-18	140420PT1	2018	248,000.00	101.66	252,114.32	248,000.00	1.80	1.06
Marlin Business Bank (FDIC Gtd) 1.700% Due 10-15-18	57116AHW1	2018	248,000.00	101.31	251,238.38	248,000.00	1.71	1.13
Community Banker's Bank (FDIC Gtd) 1.650% Due 10-17-18	20361LBM5	2018	248,000.00	101.31	251,241.86	248,000.00	1.66	1.08
US Treasury Notes/Bonds 1.250% Due 10-31-18	912828WD8	2018	5,000,000.00	101.39	5,069,335.00	4,986,071.06	1.37	0.65
American Express Centurion Bank (FDIC Gtd) 2.000% Due 11-28-18	02587DWJ3	2018	248,000.00	102.07	253,132.36	248,000.00	2.00	1.12
US Treasury Notes/Bonds 1.250% Due 11-30-18	912828A34	2018	5,300,000.00	101.43	5,375,567.40	5,318,416.79	1.10	0.65

The City of Riverside
Maturity Distribution
June 30, 2016



Description	Cusip	Year	Par Value	Dollar Price	Market Value	Book Value	Yield On Cost	Yield on Price
Flushing Bank (FDIC Gtd) 1.500% Due 12-17-18	34387ABS7	2018	249,000.00	101.32	252,293.77	249,000.00	1.50	0.96
			82,737,000.00	101.84	84,248,997.67	83,423,939.93	1.16	0.66
KeyBank NA (FDIC Gtd) 1.550% Due 01-22-19	49306SVY9	2019	247,000.00	101.97	251,867.38	247,000.00	1.55	0.77
US Treasury Notes/Bonds 1.250% Due 01-31-19	912828SD3	2019	3,000,000.00	101.48	3,044,298.00	2,984,553.10	1.45	0.67
Investors Community Bank (FDIC Gtd) 1.150% Due 02-12-19	46147URG7	2019	249,000.00	101.08	251,679.49	249,000.00	1.15	0.74
Prime Alliance Bank Inc (FDIC Gtd) 1.150% Due 02-12-19	74160NEN6	2019	249,000.00	101.34	252,324.90	249,000.00	1.15	0.64
US Treasury Notes/Bonds 2.750% Due 02-15-19	912828KD1	2019	2,000,000.00	105.41	2,108,124.00	2,067,486.97	1.44	0.67
US Treasury Notes/Bonds 2.750% Due 02-15-19	912828KD1	2019	2,000,000.00	105.41	2,108,124.00	2,060,941.23	1.56	0.67
US Treasury Notes/Bonds 1.375% Due 02-28-19	912828SH4	2019	2,600,000.00	101.82	2,647,226.40	2,589,386.59	1.53	0.69
US Treasury Notes/Bonds 1.375% Due 02-28-19	912828SH4	2019	14,500,000.00	101.82	14,763,378.00	14,637,436.14	1.01	0.69
US Treasury Notes/Bonds 1.625% Due 04-30-19	912828D23	2019	7,000,000.00	102.55	7,178,829.00	7,059,084.64	1.32	0.71
Apple Inc 2.100% Due 05-06-19	037833AQ3	2019	3,500,000.00	102.91	3,601,892.00	3,550,145.32	1.58	1.06
CIT Bank (FDIC Gtd) 2.000% Due 05-14-19	17284CC69	2019	247,000.00	102.39	252,907.99	247,000.00	2.00	1.15
US Treasury Notes/Bonds 1.625% Due 06-30-19	912828WS5	2019	3,700,000.00	102.67	3,798,716.00	3,725,453.96	1.39	0.72
US Treasury Notes/Bonds 1.625% Due 06-30-19	912828WS5	2019	6,000,000.00	102.67	6,160,080.00	6,100,624.05	1.06	0.72
Webster Bank NA (FDIC Gtd) 1.900% Due 07-02-19	94768NJU9	2019	248,000.00	102.47	254,116.18	247,620.66	1.95	1.06
ConnectOne Bank (FDIC Gtd) 1.550% Due 07-29-19	20786ABA2	2019	247,000.00	102.77	253,853.76	247,000.00	1.56	0.64
US Treasury Notes/Bonds 1.625% Due 07-31-19	912828WW6	2019	3,500,000.00	102.70	3,594,472.00	3,496,853.62	1.65	0.74
US Treasury Notes/Bonds 1.000% Due 08-31-19	912828TN0	2019	1,900,000.00	100.77	1,914,620.50	1,861,118.59	1.67	0.75
Alma Bank (FDIC Gtd) 1.700% Due 09-30-19	020080AV9	2019	247,000.00	102.68	253,612.19	247,000.00	1.71	0.87
US Treasury Notes/Bonds 1.000% Due 09-30-19	912828TR1	2019	8,000,000.00	100.75	8,059,688.00	7,876,121.69	1.49	0.77
US Treasury Notes/Bonds 1.000% Due 09-30-19	912828TR1	2019	3,500,000.00	100.75	3,526,113.50	3,454,051.70	1.42	0.77
US Treasury Notes/Bonds 1.500% Due 11-30-19	912828G61	2019	6,800,000.00	102.33	6,958,310.80	6,798,652.54	1.51	0.81

The City of Riverside
Maturity Distribution
June 30, 2016



Description	Cusip	Year	Par Value	Dollar Price	Market Value	Book Value	Yield On Cost	Yield on Price
US Treasury Notes/Bonds 1.000% Due 11-30-19	912828UB4	2019	3,000,000.00	100.65	3,019,569.00	2,956,804.93	1.43	0.81
US Treasury Notes/Bonds 1.125% Due 12-31-19	912828UF5	2019	1,900,000.00	101.07	1,920,409.80	1,878,994.84	1.45	0.81
			74,634,000.00	102.08	76,174,212.88	74,831,330.55	1.35	0.75
US Treasury Notes/Bonds 1.250% Due 01-31-20	912828H52	2020	2,500,000.00	101.46	2,536,522.50	2,479,188.60	1.49	0.84
Belmont Savings Bank (FDIC Gtd) 1.400% Due 02-18-20	080515BM0	2020	249,000.00	102.08	254,169.49	249,000.00	1.40	0.82
US Treasury Notes/Bonds 1.250% Due 02-29-20	912828UQ1	2020	10,000,000.00	101.49	10,149,220.00	9,885,796.43	1.57	0.84
US Treasury Notes/Bonds 1.375% Due 05-31-20	912828VF4	2020	7,000,000.00	101.84	7,128,513.00	6,955,398.27	1.54	0.90
US Treasury Notes/Bonds 1.875% Due 06-30-20	912828VJ6	2020	7,650,000.00	103.83	7,942,849.65	7,782,466.89	1.43	0.90
Bank of Wisconsin Dells (FDIC Gtd) 1.500% Due 07-17-20	065847CZ6	2020	249,000.00	102.30	254,718.53	249,000.00	1.50	0.92
Bridgewater Bank (FDIC Gtd) 1.500% Due 08-17-20	108622ET4	2020	249,000.00	102.60	255,476.24	249,000.00	1.50	0.86
Unity Bank (FDIC Gtd) 1.500% Due 08-26-20	91330ABD8	2020	249,000.00	102.60	255,463.79	249,000.00	1.50	0.87
US Treasury Notes/Bonds 2.125% Due 08-31-20	912828VV9	2020	2,000,000.00	104.88	2,097,656.00	2,036,942.11	1.66	0.93
Barclays Bank Delaware (FDIC Gtd) 2.200% Due 09-16-20	06740KJK4	2020	247,000.00	103.49	255,611.65	247,000.00	2.20	1.34
Bank of Charles Town (FDIC Gtd) 1.800% Due 09-30-20	061149AR1	2020	249,000.00	103.52	257,772.77	249,000.00	1.81	0.96
HSBC Bank USA NA (FDIC Gtd) 1.600% Due 11-17-20	40434AC72	2020	246,000.00	100.98	248,410.55	246,000.00	1.60	1.07
US Treasury Notes/Bonds 1.625% Due 11-30-20	912828M98	2020	6,000,000.00	102.93	6,175,782.00	6,064,118.60	1.37	0.95
			36,888,000.00	102.52	37,812,166.18	36,941,910.90	1.51	0.89
EnerBank USA (FDIC Gtd) 1.900% Due 01-28-21	29266NX51	2021	247,000.00	103.70	256,143.94	247,000.00	1.90	1.07
State Bank and Trust Company (FDIC Gtd) 1.600% Due 02-17-21	855736DA9	2021	249,000.00	102.81	255,994.66	249,000.00	1.61	0.98
US Treasury Notes/Bonds 2.000% Due 02-28-21	912828B90	2021	5,500,000.00	104.61	5,753,517.00	5,618,272.42	1.52	0.99
			5,996,000.00	104.50	6,265,655.60	6,114,272.42	1.54	0.99
GRAND TOTAL			531,156,832.36	69.53	554,938,878.40	551,308,911.43	0.92	0.65

Summary Information

Totals		Weighted Averages	
Par Value	531,156,832.36	Average YTM	0.65
Market Value	554,938,878.40	Average Maturity (yrs)	1.36
Book Value	551,308,911.43	Average Coupon (%)	1.17
Net Gain/Loss	3,629,966.97	Average Duration	1.33
Annual Income	6,223,491.12	Average S&P Rating	AA
Number of Issues	124		

Distribution by Coupon

Coupon %	Number	Mkt Value	% Bond Holdings	Average Y T M	Average Coupon	Average Duration
Under 1%	29	295,395,396.99	53.2	0.506%	0.635%	0.5
1% - 3%	92	246,387,970.66	44.4	0.757%	1.591%	2.4
5% - 7%	3	13,155,510.75	2.4	0.675%	5.190%	1.2

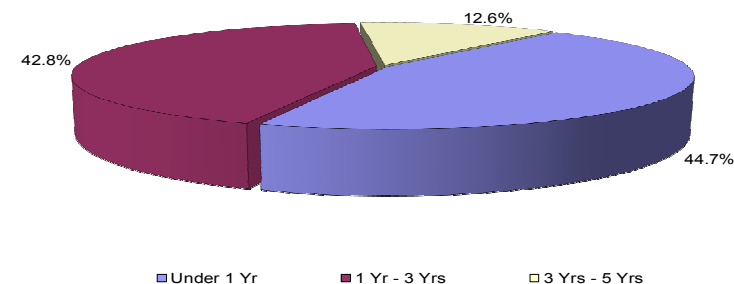
Distribution by Duration

Duration	Number	Mkt Value	% Bond Holdings	Average Y T M	Average Coupon	Average Duration
Under 1 Yr	36	247,911,827.31	44.7	0.530%	0.774%	0.2
1 Yr - 3 Yrs	66	237,291,462.32	42.8	0.648%	1.501%	1.8
3 Yrs - 5 Yrs	22	69,735,588.77	12.6	0.859%	1.433%	3.7

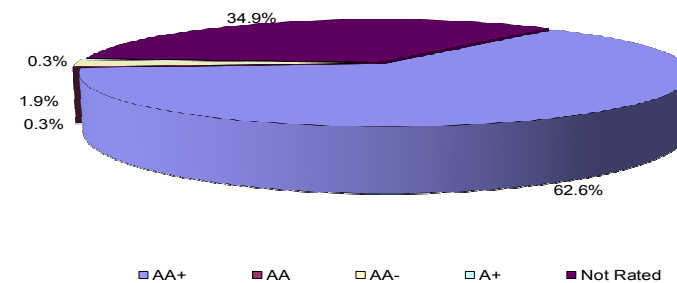
Distribution by S&P Rating

Rating	Number	Mkt Value	% Bond Holdings	Average Y T M	Average Coupon	Average Duration
AA+	45	347,256,745.36	62.6	0.669%	1.458%	2.0
AA	2	1,513,291.75	0.3	0.943%	2.808%	1.7
AA-	3	10,530,663.91	1.9	1.011%	1.356%	1.6
A+	1	1,810,460.12	0.3	0.858%	1.125%	1.1
Not Rated	73	193,827,717.26	34.9	0.511%	0.624%	0.1

Distribution by Duration



Distribution by S&P Rating



The City of Riverside
 Portfolio Summary
 June 30, 2016



Security Type	Par Value	Book Value	Market Value	Unrealized Gain/Loss	Yield On Cost	Yield on Price	Dur	Pct. Assets
U.S. Certificates of Deposit								
Certificates of Deposit (Negotiable Non-Callable)	16,613,000.00	16,612,583.30	16,779,734.58	167,151.28	1.29	0.79	1.66	3.02
Certificates of Deposit (Negotiable Callable Variable)	246,000.00	246,000.00	248,410.55	2,410.55	1.60	1.07	1.85	0.04
	16,859,000.00	16,858,583.30	17,028,145.13	169,561.83	1.29	0.79	1.66	3.07
Cash								
Cash	32,871,174.97	32,871,174.97	32,871,174.97		0.50	0.50	0.00	5.92
	32,871,174.97	32,871,174.97	32,871,174.97	0.00	0.50	0.50	0.00	5.92
U.S. Bond Funds								
Short-Term Bond Funds	2,024,223.67	20,301,361.81	20,302,963.44	1,601.62	0.73	0.73	0.00	3.66
	2,024,223.67	20,301,361.81	20,302,963.44	1,601.62	0.73	0.73	0.00	3.66
U.S. Money Market Funds								
Money Market Mutual Fund	123,625,433.72	123,625,433.72	123,625,433.72		0.55	0.55	0.00	22.28
	123,625,433.72	123,625,433.72	123,625,433.72	0.00	0.55	0.55	0.00	22.28
U.S. Corporate Securities								
Corporate Bonds	35,827,000.00	36,018,571.81	36,153,454.74	134,882.93	1.16	1.00	1.17	6.51
	35,827,000.00	36,018,571.81	36,153,454.74	134,882.93	1.16	1.00	1.17	6.51
U.S. Treasury Securities								
US Treasury Notes/Bonds	309,950,000.00	311,047,861.65	314,335,466.40	3,287,604.75	1.07	0.65	2.08	56.64
	309,950,000.00	311,047,861.65	314,335,466.40	3,287,604.75	1.07	0.65	2.08	56.64
U.S. Federal Agency Securities								
Federal Agency Securities (Non-Callable)	10,000,000.00	10,585,924.17	10,622,240.00	36,315.83	0.85	0.59	1.34	1.91
	10,000,000.00	10,585,924.17	10,622,240.00	36,315.83	0.85	0.59	1.34	1.91
TOTAL PORTFOLIO	531,156,832.36	551,308,911.43	554,938,878.40	3,629,966.97	0.92	0.65	1.33	100.00

The City of Riverside
Fixed Income Holdings
June 30, 2016



Description	Symbol	Par Value	Dollar Price	Market Value	Book Value	Yield On Cost	Yield On Price	Dur	S&P	Moody's	Pct. Assets
Money Market Mutual Fund											
Public Funds Checking	BOFAPFC	32,871,174.97		32,871,174.97	32,871,174.97	0.50	0.50	0.00			5.92
Premium Money Market - Government Services	CBBPMMGS	5,081,856.24		5,081,856.24	5,081,856.24	0.35	0.35	0.00			0.92
Local Agency Investment Fund	LAIF	99,478,186.89		99,478,186.89	99,478,186.89	0.58	0.58	0.00			17.93
CALTRUST Heritage Money Market Fund - Select Class	WFJXX	19,065,390.59		19,065,390.59	19,065,390.59	0.43	0.43	0.00			3.44
		156,496,608.69		156,496,608.69	156,496,608.69	0.54	0.54	0.00			28.20
Short-Term Bond Funds											
CALTRUST Investment Trust of California	CTRST	2,024,223.67	10.03	20,302,963.44	20,301,361.81	0.73	0.73	0.00			3.66
		2,024,223.67		20,302,963.44	20,301,361.81	0.73	0.73	0.00			3.66
US Treasury Notes/Bonds											
US Treasury Notes/Bonds 0.750% Due 03-15-17	912828C32	7,000,000.00	100.19	7,013,118.00	6,998,155.79	0.79	0.48	0.71	AA+	Aaa	1.26
US Treasury Notes/Bonds 0.500% Due 04-30-17	912828K66	15,000,000.00	100.00	14,999,280.00	14,994,581.23	0.54	0.51	0.83	AA+	Aaa	2.70
US Treasury Notes/Bonds 2.750% Due 05-31-17	912828NG1	8,000,000.00	102.01	8,160,936.00	8,143,236.98	0.78	0.55	0.91	AA+	Aaa	1.47
US Treasury Notes/Bonds 0.750% Due 06-30-17	912828TB6	1,500,000.00	100.23	1,503,457.50	1,497,924.34	0.89	0.52	1.00	AA+	Aaa	0.27
US Treasury Notes/Bonds 0.750% Due 06-30-17	912828TB6	15,000,000.00	100.23	15,034,575.00	15,026,212.98	0.57	0.52	1.00	AA+	Aaa	2.71
US Treasury Notes/Bonds 0.875% Due 07-15-17	912828WT3	20,000,000.00	100.36	20,071,880.00	20,025,572.02	0.75	0.53	1.03	AA+	Aaa	3.62
US Treasury Notes/Bonds 0.500% Due 07-31-17	912828TG5	7,000,000.00	99.97	6,997,816.00	6,970,477.83	0.89	0.53	1.08	AA+	Aaa	1.26
US Treasury Notes/Bonds 1.000% Due 09-15-17	912828D98	11,750,000.00	100.53	11,811,957.75	11,782,145.62	0.77	0.56	1.20	AA+	Aaa	2.13
US Treasury Notes/Bonds 0.625% Due 09-30-17	912828TS9	2,000,000.00	100.09	2,001,876.00	1,991,530.31	0.97	0.55	1.24	AA+	Aaa	0.36
US Treasury Notes/Bonds 0.875% Due 10-15-17	912828F54	14,550,000.00	100.39	14,607,399.75	14,561,032.61	0.82	0.57	1.28	AA+	Aaa	2.63
US Treasury Notes/Bonds 0.875% Due 11-15-17	912828G20	6,250,000.00	100.41	6,275,881.25	6,240,703.61	0.98	0.57	1.36	AA+	Aaa	1.13
US Treasury Notes/Bonds 0.750% Due 12-31-17	912828UE8	6,250,000.00	100.26	6,266,356.25	6,225,107.33	1.02	0.57	1.49	AA+	Aaa	1.13
US Treasury Notes/Bonds 0.750% Due 12-31-17	912828UE8	13,550,000.00	100.26	13,585,460.35	13,531,677.99	0.84	0.57	1.49	AA+	Aaa	2.45
US Treasury Notes/Bonds 2.625% Due 01-31-18	912828PT1	12,000,000.00	103.21	12,384,840.00	12,289,956.11	1.08	0.59	1.54	AA+	Aaa	2.23
US Treasury Notes/Bonds 0.875% Due 01-31-18	912828UJ7	2,000,000.00	100.46	2,009,296.00	1,989,538.40	1.21	0.58	1.57	AA+	Aaa	0.36
US Treasury Notes/Bonds 0.750% Due 03-31-18	912828UU2	5,000,000.00	100.27	5,013,670.00	4,991,423.17	0.85	0.59	1.74	AA+	Aaa	0.90

The City of Riverside
Fixed Income Holdings
June 30, 2016



Description	Symbol	Par Value	Dollar Price	Market Value	Book Value	Yield On Cost	Yield On Price	Dur	S&P	Moody's	Pct. Assets
US Treasury Notes/Bonds 2.625% Due 04-30-18	912828QG8	11,000,000.00	103.70	11,406,483.00	11,286,374.82	1.18	0.60	1.79	AA+	Aaa	2.06
US Treasury Notes/Bonds 1.000% Due 05-31-18	912828VE7	4,000,000.00	100.77	4,030,936.00	3,983,078.52	1.22	0.59	1.90	AA+	Aaa	0.73
US Treasury Notes/Bonds 1.000% Due 05-31-18	912828VE7	10,250,000.00	100.77	10,329,273.50	10,269,219.93	0.90	0.59	1.90	AA+	Aaa	1.86
US Treasury Notes/Bonds 1.375% Due 06-30-18	912828VK3	1,500,000.00	101.52	1,522,792.50	1,501,271.64	1.33	0.61	1.97	AA+	Aaa	0.27
US Treasury Notes/Bonds 1.500% Due 08-31-18	912828RE2	5,500,000.00	101.89	5,603,768.50	5,522,046.17	1.31	0.62	2.13	AA+	Aaa	1.01
US Treasury Notes/Bonds 1.375% Due 09-30-18	912828RH5	10,500,000.00	101.65	10,673,491.50	10,552,358.53	1.15	0.63	2.21	AA+	Aaa	1.92
US Treasury Notes/Bonds 1.250% Due 10-31-18	912828WD8	5,000,000.00	101.39	5,069,335.00	4,986,071.06	1.37	0.65	2.30	AA+	Aaa	0.91
US Treasury Notes/Bonds 1.250% Due 11-30-18	912828A34	5,300,000.00	101.43	5,375,567.40	5,318,416.79	1.10	0.65	2.38	AA+	Aaa	0.97
US Treasury Notes/Bonds 1.250% Due 01-31-19	912828SD3	3,000,000.00	101.48	3,044,298.00	2,984,553.10	1.45	0.67	2.53	AA+	Aaa	0.55
US Treasury Notes/Bonds 2.750% Due 02-15-19	912828KD1	2,000,000.00	105.41	2,108,124.00	2,067,486.97	1.44	0.67	2.52	AA+	Aaa	0.38
US Treasury Notes/Bonds 2.750% Due 02-15-19	912828KD1	2,000,000.00	105.41	2,108,124.00	2,060,941.23	1.56	0.67	2.52	AA+	Aaa	0.38
US Treasury Notes/Bonds 1.375% Due 02-28-19	912828SH4	2,600,000.00	101.82	2,647,226.40	2,589,386.59	1.53	0.69	2.61	AA+	Aaa	0.48
US Treasury Notes/Bonds 1.375% Due 02-28-19	912828SH4	14,500,000.00	101.82	14,763,378.00	14,637,436.14	1.01	0.69	2.61	AA+	Aaa	2.66
US Treasury Notes/Bonds 1.625% Due 04-30-19	912828D23	7,000,000.00	102.55	7,178,829.00	7,059,084.64	1.32	0.71	2.77	AA+	Aaa	1.29
US Treasury Notes/Bonds 1.625% Due 06-30-19	912828WS5	3,700,000.00	102.67	3,798,716.00	3,725,453.96	1.39	0.72	2.93	AA+	Aaa	0.68
US Treasury Notes/Bonds 1.625% Due 06-30-19	912828WS5	6,000,000.00	102.67	6,160,080.00	6,100,624.05	1.06	0.72	2.93	AA+	Aaa	1.11
US Treasury Notes/Bonds 1.625% Due 07-31-19	912828WW6	3,500,000.00	102.70	3,594,472.00	3,496,853.62	1.65	0.74	2.99	AA+	Aaa	0.65
US Treasury Notes/Bonds 1.000% Due 08-31-19	912828TN0	1,900,000.00	100.77	1,914,620.50	1,861,118.59	1.67	0.75	3.11	AA+	Aaa	0.35
US Treasury Notes/Bonds 1.000% Due 09-30-19	912828TR1	8,000,000.00	100.75	8,059,688.00	7,876,121.69	1.49	0.77	3.19	AA+	Aaa	1.45
US Treasury Notes/Bonds 1.000% Due 09-30-19	912828TR1	3,500,000.00	100.75	3,526,113.50	3,454,051.70	1.42	0.77	3.19	AA+	Aaa	0.64
US Treasury Notes/Bonds 1.500% Due 11-30-19	912828G61	6,800,000.00	102.33	6,958,310.80	6,798,652.54	1.51	0.81	3.33	AA+	Aaa	1.25
US Treasury Notes/Bonds 1.000% Due 11-30-19	912828UB4	3,000,000.00	100.65	3,019,569.00	2,956,804.93	1.43	0.81	3.35	AA+	Aaa	0.54
US Treasury Notes/Bonds 1.125% Due 12-31-19	912828UF5	1,900,000.00	101.07	1,920,409.80	1,878,994.84	1.45	0.81	3.43	AA+	Aaa	0.35

The City of Riverside
Fixed Income Holdings
June 30, 2016



Description	Symbol	Par Value	Dollar Price	Market Value	Book Value	Yield On Cost	Yield On Price	Dur	S&P	Moody's	Pct. Assets
US Treasury Notes/Bonds 1.250% Due 01-31-20	912828H52	2,500,000.00	101.46	2,536,522.50	2,479,188.60	1.49	0.84	3.49	AA+	Aaa	0.46
US Treasury Notes/Bonds 1.250% Due 02-29-20	912828UQ1	10,000,000.00	101.49	10,149,220.00	9,885,796.43	1.57	0.84	3.57	AA+	Aaa	1.83
US Treasury Notes/Bonds 1.375% Due 05-31-20	912828VF4	7,000,000.00	101.84	7,128,513.00	6,955,398.27	1.54	0.90	3.81	AA+	Aaa	1.28
US Treasury Notes/Bonds 1.875% Due 06-30-20	912828VJ6	7,650,000.00	103.83	7,942,849.65	7,782,466.89	1.43	0.90	3.86	AA+	Aaa	1.43
US Treasury Notes/Bonds 2.125% Due 08-31-20	912828VV9	2,000,000.00	104.88	2,097,656.00	2,036,942.11	1.66	0.93	3.97	AA+	Aaa	0.38
US Treasury Notes/Bonds 1.625% Due 11-30-20	912828M98	6,000,000.00	102.93	6,175,782.00	6,064,118.60	1.37	0.95	4.26	AA+	Aaa	1.11
US Treasury Notes/Bonds 2.000% Due 02-28-21	912828B90	5,500,000.00	104.61	5,753,517.00	5,618,272.42	1.52	0.99	4.44	AA+	Aaa	1.04
		309,950,000.00		314,335,466.40	311,047,861.65	1.07	0.65	2.08			56.64
Federal Agency Securities (Non-Callable)											
Federal Home Loan Mortgage Corporation 5.125% Due 11-17-17	3137EABA6	10,000,000.00	106.22	10,622,240.00	10,585,924.17	0.85	0.59	1.34	AA+	Aaa	1.91
		10,000,000.00		10,622,240.00	10,585,924.17	0.85	0.59	1.34			1.91
Corporate Bonds											
General Electric Capital Corp 1.500% Due 07-12-16	36962G6Z2	5,000,000.00	100.02	5,000,785.00	5,001,216.52	0.69	1.02	0.03	AA+	A1	0.90
General Electric Capital Corp 5.375% Due 10-20-16	36962GY40	2,000,000.00	101.31	2,026,270.00	2,027,101.33	0.90	1.05	0.30	AA+	A1	0.37
General Electric Capital Corp 2.300% Due 04-27-17	36962G5W0	7,585,000.00	101.00	7,660,667.96	7,656,271.98	1.15	1.08	0.81	AA+	A1	1.38
Apple Inc 1.050% Due 05-05-17	037833AM2	4,000,000.00	100.24	4,009,424.00	4,002,683.31	0.97	0.77	0.84	AA+	Aa1	0.72
Shell International Finance BV 1.125% Due 08-21-17	822582AR3	1,805,000.00	100.30	1,810,460.12	1,803,674.60	1.19	0.86	1.13	A+	Aa2	0.33
Toyota Motor Credit Corp 1.250% Due 10-05-17	89233P6S0	2,717,000.00	100.41	2,728,060.91	2,716,351.93	1.27	0.92	1.25	AA-	Aa3	0.49
Chevron Corp 1.104% Due 12-05-17	166764AA8	2,750,000.00	100.17	2,754,543.00	2,743,942.04	1.26	0.99	1.42	AA-	Aa2	0.50
Wal-Mart Stores Inc 5.800% Due 02-15-18	931142CJ0	470,000.00	107.87	507,000.75	505,296.50	1.12	0.91	1.54	AA	Aa2	0.09
Berkshire Hathaway Finance Corp 1.300% Due 05-15-18	084664BW0	1,000,000.00	100.63	1,006,291.00	1,001,413.65	1.22	0.96	1.85	AA	Aa2	0.18
Toyota Motor Credit Corp 1.550% Due 07-13-18	89236TCP8	5,000,000.00	100.96	5,048,060.00	5,010,474.65	1.44	1.07	1.99	AA-	Aa3	0.91

Description	Symbol	Par Value	Dollar Price	Market Value	Book Value	Yield On Cost	Yield On Price	Dur	S&P	Moody's	Pct. Assets
Apple Inc 2.100% Due 05-06-19	037833AQ3	3,500,000.00	102.91	3,601,892.00	3,550,145.32	1.58	1.06	2.76	AA+	Aa1	0.65
		35,827,000.00		36,153,454.74	36,018,571.81	1.16	1.00	1.17			6.51
Certificates of Deposit (Negotiable Non-Callable)											
Midland States Bank (FDIC Gtd) 0.600% Due 07-22-16	59774QEJ7	247,000.00	100.01	247,027.17	247,000.00	0.60	0.43	0.06			0.04
Pacific Premier Bank (FDIC Gtd) 0.650% Due 07-25-16	69478QCD0	248,000.00	100.01	248,031.00	248,000.00	0.65	0.48	0.07			0.04
GE Capital Retail Bank (FDIC Gtd) 1.000% Due 08-09-16	36160NTV1	248,000.00	100.05	248,125.24	248,000.00	1.00	0.55	0.11			0.04
BMW Bank of North America (FDIC Gtd) 1.050% Due 08-16-16	05568P4T1	248,000.00	100.07	248,163.43	247,984.14	1.10	0.55	0.13			0.04
Whitney Bank (FDIC Gtd) 0.600% Due 08-18-16	966594AF0	248,000.00	100.02	248,039.93	248,000.00	0.60	0.49	0.13			0.04
Ally Bank (FDIC Gtd) 1.000% Due 08-22-16	02005Q5N9	248,000.00	100.07	248,170.38	247,978.50	1.06	0.53	0.14			0.04
Park National Bank (FDIC Gtd) 0.850% Due 08-22-16	700654AP1	248,000.00	100.05	248,121.52	248,000.00	0.85	0.52	0.14			0.04
Peoples United Bank (FDIC Gtd) 0.850% Due 08-22-16	71270QFL5	248,000.00	100.05	248,122.51	248,000.00	0.85	0.52	0.14			0.04
Synovus Bank (FDIC Gtd) 0.800% Due 08-23-16	87164DGE4	248,000.00	100.04	248,108.87	248,000.00	0.80	0.50	0.15			0.04
First Credit Bank (FDIC Gtd) 0.750% Due 08-25-16	320055BD7	248,000.00	100.04	248,094.98	248,000.00	0.75	0.50	0.15			0.04
Sterling Bank (FDIC Gtd) 0.800% Due 08-29-16	85916VAL9	249,000.00	100.05	249,121.26	249,000.00	0.80	0.51	0.16			0.04
Medallion Bank (FDIC Gtd) 1.100% Due 10-04-16	58403BG26	248,000.00	100.17	248,420.86	248,000.00	1.10	0.45	0.26			0.04
Community Financial Services Bank (FDIC Gtd) 0.800% Due 10-17-16	20364AAQ8	248,000.00	100.09	248,222.21	248,000.00	0.80	0.50	0.30			0.04
Interinvest National Bank (FDIC Gtd) 1.000% Due 10-17-16	46115DDU7	249,000.00	100.19	249,481.07	249,000.00	1.00	0.35	0.30			0.04
Lakeside Bank (FDIC Gtd) 0.900% Due 10-24-16	51210SKR7	248,000.00	100.12	248,296.61	248,000.00	0.90	0.52	0.31			0.04
Main Street Bank Corp (FDIC Gtd) 0.900% Due 12-16-16	56034WAH4	248,000.00	100.17	248,409.70	248,000.00	0.90	0.54	0.46			0.04
Southwest Bank (FDIC Gtd) 0.750% Due 02-13-17	844772BA0	237,000.00	100.26	237,627.81	237,000.00	0.75	0.32	0.62			0.04
Triad Bank (FDIC Gtd) 1.000% Due 03-14-17	89579NBF9	249,000.00	100.49	250,208.40	249,000.00	1.00	0.31	0.70			0.05
BMO Harris Bank NA (FDIC Gtd) 0.900% Due 03-23-17	05573J4Q4	248,000.00	100.22	248,535.18	248,000.00	0.90	0.60	0.73			0.04
Parkway Bank & Trust Co (FDIC Gtd) 1.150% Due 04-07-17	70153RHJ0	248,000.00	100.22	248,554.78	248,000.00	1.15	0.86	0.77			0.04

The City of Riverside
Fixed Income Holdings
June 30, 2016



Description	Symbol	Par Value	Dollar Price	Market Value	Book Value	Yield On Cost	Yield On Price	Dur	S&P	Moody's	Pct. Assets
United Community Bank (FDIC Gtd) 1.000% Due 04-13-17	90983WAZ4	248,000.00	100.22	248,549.82	248,000.00	1.00	0.72	0.78			0.04
Leader Bank NA (FDIC Gtd) 1.050% Due 04-21-17	52168UCU4	248,000.00	100.27	248,676.79	248,000.00	1.05	0.71	0.80			0.04
Georgia Bank & Trust Co of Augusta (FDIC Gtd) 1.000% Due 06-20-17	373128EK9	249,000.00	100.25	249,632.21	249,000.00	1.00	0.74	0.96			0.04
First Commercial Bank (FDIC Gtd) 1.000% Due 07-31-17	31984GDJ5	248,000.00	100.36	248,883.62	248,000.00	1.00	0.67	1.08			0.04
American Express Bank FSB (FDIC Gtd) 1.250% Due 08-21-17	02587CAU4	248,000.00	100.35	248,879.16	248,000.00	1.25	0.94	1.13			0.04
Capital One NA (FDIC Gtd) 1.250% Due 08-21-17	14042E5T3	249,000.00	100.44	250,106.31	249,000.00	1.25	0.86	1.13			0.05
Discover Bank (FDIC Gtd) 1.300% Due 08-21-17	2546714P2	248,000.00	100.35	248,878.91	248,000.00	1.30	0.99	1.13			0.04
Signature Bank of Arkansas (FDIC Gtd) 1.050% Due 08-25-17	82669LFR9	249,000.00	100.45	250,111.54	249,000.00	1.05	0.66	1.14			0.05
EverBank (FDIC Gtd) 1.100% Due 08-28-17	29976DA42	248,000.00	100.46	249,134.10	248,000.00	1.10	0.71	1.15			0.04
Mauch Chunk Trust Financial Corp (FDIC Gtd) 1.200% Due 09-11-17	577234BZ9	248,000.00	100.46	249,136.58	248,000.00	1.20	0.82	1.18			0.04
First Niagra Bank NA (FDIC Gtd) 1.150% Due 09-25-17	33583CRW1	248,000.00	100.45	249,109.30	248,000.00	1.15	0.78	1.23			0.04
First Bank of Highland (FDIC Gtd) 1.250% Due 10-10-17	319141CL9	248,000.00	100.47	249,169.32	248,000.00	1.25	0.88	1.26			0.04
Third Federal Savings & Loan Association MHC (FDIC Gtd) 1.400% Due 11-27-17	88413QAD0	248,000.00	101.01	250,497.86	248,000.00	1.40	0.68	1.40			0.05
Wex Bank (FDIC Gtd) 1.200% Due 12-11-17	92937CDH8	248,000.00	100.43	249,075.82	248,000.00	1.20	0.90	1.43			0.04
Customers Bank (FDIC Gtd) 1.250% Due 12-18-17	23204HDB1	248,000.00	100.45	249,104.84	248,000.00	1.25	0.94	1.45			0.04
Bank of North Carolina (FDIC Gtd) 1.250% Due 01-16-18	06414QUB3	247,000.00	100.88	249,178.79	247,000.00	1.25	0.68	1.52			0.04
Cadence Bank NA (FDIC Gtd) 1.250% Due 02-12-18	12738RCW2	248,000.00	100.66	249,636.55	248,000.00	1.25	0.84	1.59			0.04
Mercantil Commercebank NA (FDIC Gtd) 1.500% Due 04-24-18	58733AAY5	248,000.00	100.96	250,371.38	248,000.00	1.50	0.97	1.79			0.05
GE Capital Bank (FDIC Gtd) 1.600% Due 07-03-18	36160J2N7	248,000.00	100.78	249,943.82	248,000.00	1.60	1.20	1.96			0.05
Bank of Georgetown (FDIC Gtd) 1.550% Due 07-17-18	06424XBQ4	248,000.00	101.09	250,691.05	248,000.00	1.55	1.01	2.01			0.05
MB Financial Bank NA (FDIC Gtd) 1.350% Due 08-21-18	55266CNH5	249,000.00	101.40	252,474.30	249,000.00	1.35	0.69	2.10			0.05
Comenity Capital Bank (FDIC Gtd) 1.700% Due 08-24-18	20033AME3	249,000.00	101.39	252,465.58	249,000.00	1.71	1.05	2.10			0.05
East Boston Savings Bank (FDIC Gtd) 1.400% Due 08-24-18	27113PAM3	249,000.00	101.40	252,477.04	249,000.00	1.40	0.75	2.11			0.05

The City of Riverside
Fixed Income Holdings
June 30, 2016



Description	Symbol	Par Value	Dollar Price	Market Value	Book Value	Yield On Cost	Yield On Price	Dur	S&P	Moody's	Pct. Assets
Goldman Sachs Bank USA (FDIC Gtd) 1.650% Due 09-04-18	38147J3R1	247,000.00	101.12	249,759.24	247,000.00	1.65	1.13	2.13			0.05
Sallie Mae Bank (FDIC Gtd) 1.800% Due 09-04-18	795450SU0	247,000.00	101.11	249,753.56	247,000.00	1.80	1.28	2.12			0.05
First Priority Bank (FDIC Gtd) 1.450% Due 09-28-18	33612JFU8	248,000.00	101.41	251,507.46	248,000.00	1.45	0.81	2.21			0.05
UBS Bank USA (FDIC Gtd) 1.400% Due 10-01-18	90348JAP5	248,000.00	100.77	249,913.07	248,000.00	1.40	1.06	2.21			0.05
Capital One Bank USA NA (FDIC Gtd) 1.800% Due 10-09-18	140420PT1	248,000.00	101.66	252,114.32	248,000.00	1.80	1.06	2.22			0.05
Marlin Business Bank (FDIC Gtd) 1.700% Due 10-15-18	57116AHW1	248,000.00	101.31	251,238.38	248,000.00	1.71	1.13	2.23			0.05
Community Banker's Bank (FDIC Gtd) 1.650% Due 10-17-18	20361LBM5	248,000.00	101.31	251,241.86	248,000.00	1.66	1.08	2.24			0.05
American Express Centurion Bank (FDIC Gtd) 2.000% Due 11-28-18	02587DWJ3	248,000.00	102.07	253,132.36	248,000.00	2.00	1.12	2.35			0.05
Flushing Bank (FDIC Gtd) 1.500% Due 12-17-18	34387ABS7	249,000.00	101.32	252,293.77	249,000.00	1.50	0.96	2.41			0.05
KeyBank NA (FDIC Gtd) 1.550% Due 01-22-19	49306SVY9	247,000.00	101.97	251,867.38	247,000.00	1.55	0.77	2.49			0.05
Investors Community Bank (FDIC Gtd) 1.150% Due 02-12-19	46147URG7	249,000.00	101.08	251,679.49	249,000.00	1.15	0.74	2.57			0.05
Prime Alliance Bank Inc (FDIC Gtd) 1.150% Due 02-12-19	74160NEN6	249,000.00	101.34	252,324.90	249,000.00	1.15	0.64	2.57			0.05
CIT Bank (FDIC Gtd) 2.000% Due 05-14-19	17284CC69	247,000.00	102.39	252,907.99	247,000.00	2.00	1.15	2.79			0.05
Webster Bank NA (FDIC Gtd) 1.900% Due 07-02-19	94768NJU9	248,000.00	102.47	254,116.18	247,620.66	1.95	1.06	2.89			0.05
ConnectOne Bank (FDIC Gtd) 1.550% Due 07-29-19	20786ABA2	247,000.00	102.77	253,853.76	247,000.00	1.56	0.64	3.00			0.05
Alma Bank (FDIC Gtd) 1.700% Due 09-30-19	020080AV9	247,000.00	102.68	253,612.19	247,000.00	1.71	0.87	3.15			0.05
Belmont Savings Bank (FDIC Gtd) 1.400% Due 02-18-20	080515BM0	249,000.00	102.08	254,169.49	249,000.00	1.40	0.82	3.53			0.05
Bank of Wisconsin Dells (FDIC Gtd) 1.500% Due 07-17-20	065847CZ6	249,000.00	102.30	254,718.53	249,000.00	1.50	0.92	3.91			0.05
Bridgewater Bank (FDIC Gtd) 1.500% Due 08-17-20	108622ET4	249,000.00	102.60	255,476.24	249,000.00	1.50	0.86	3.99			0.05
Unity Bank (FDIC Gtd) 1.500% Due 08-26-20	91330ABD8	249,000.00	102.60	255,463.79	249,000.00	1.50	0.87	4.01			0.05
Barclays Bank Delaware (FDIC Gtd) 2.200% Due 09-16-20	06740JKK4	247,000.00	103.49	255,611.65	247,000.00	2.20	1.34	4.00			0.05
Bank of Charles Town (FDIC Gtd) 1.800% Due 09-30-20	061149AR1	249,000.00	103.52	257,772.77	249,000.00	1.81	0.96	4.08			0.05
EnerBank USA (FDIC Gtd) 1.900% Due 01-28-21	29266NX51	247,000.00	103.70	256,143.94	247,000.00	1.90	1.07	4.35			0.05

The City of Riverside
 Fixed Income Holdings
 June 30, 2016



Description	Symbol	Par Value	Dollar Price	Market Value	Book Value	Yield On Cost	Yield On Price	Dur	S&P	Moody's	Pct. Assets
State Bank and Trust Company (FDIC Gtd) 1.600% Due 02-17-21	855736DA9	249,000.00	102.81	255,994.66	249,000.00	1.61	0.98	4.44			0.05
		16,613,000.00		16,779,734.58	16,612,583.30	1.29	0.79	1.66			3.02
Certificates of Deposit (Negotiable Callable Variable)											
HSBC Bank USA NA (FDIC Gtd) 1.600% Due 11-17-20	40434AC72	246,000.00	100.98	248,410.55	246,000.00	1.60	1.07	1.85			0.04
		246,000.00		248,410.55	246,000.00	1.60	1.07	1.85			0.04
GRAND TOTAL		531,156,832.36	69.53	554,938,878.40	551,308,911.43	0.92	0.65	1.33			100.00

The City of Riverside
Transaction Summary
From 06-01-16 to 06-30-16



Trade Date	Settle Date	Quantity	Security	Par Value	Unit Cost	Book Value	Unit Price	Principal	Sale/Purchased Accrued Interest	Total Cost/ Proceeds	Net Gain/Loss
SALES											
06-08-16	06-13-16	10,000,000	IBM Corp 5.700% Due 09-14-17	10,000,000	105.68	10,568,420.68	105.87	10,587,000.00	140,916.67	10,727,916.67	18,579.32
TOTAL						10,568,420.68		10,587,000.00	140,916.67	10,727,916.67	18,579.32
MATURITIES											
06-10-16	06-10-16	248,000	Brookline Bank (FDIC Gtd) 0.600% Due 06-10-16	248,000	100.00	248,000.00	100.00	248,000.00	126.38	248,126.38	0.00
06-24-16	06-24-16	1,500,000	Chevron Corp 0.889% Due 06-24-16	1,500,000	100.00	1,500,000.00	100.00	1,500,000.00	6,667.50	1,506,667.50	0.00
06-30-16	06-30-16	248,000	First Business Bank (FDIC Gtd) 0.750% Due 06-30-16	248,000	100.00	248,000.00	100.00	248,000.00	932.55	248,932.55	0.00
06-28-16	06-28-16	248,000	Great Southern Bank (FDIC Gtd) 0.850% Due 06-28-16	248,000	100.00	248,000.00	100.00	248,000.00	179.04	248,179.04	0.00
06-30-16	06-30-16	248,000	Merrick Bank (FDIC Gtd) 0.700% Due 06-30-16	248,000	100.00	248,000.00	100.00	248,000.00	147.44	248,147.44	0.00
TOTAL						2,492,000.00		2,492,000.00	8,052.91	2,500,052.91	0.00

The City of Riverside
Adjusted Interest Earned
From 05-31-16 to 06-30-16



Security Symbol	Description	Beginning Accrued Interest	Purchased Interest	Sold Interest	Interest Received	Earned Interest	Amortization/ Accretion	Adjusted Interest Earned	Ending Accrued Interest
Treasury Coupon Securities									
912828C32	US Treasury Notes/Bonds 0.750% Due 03-15-17	11,127.72	0.00	0.00	0.00	4,279.89	214.61	4,494.50	15,407.61
912828K66	US Treasury Notes/Bonds 0.500% Due 04-30-17	6,521.74	0.00	0.00	0.00	6,114.13	535.18	6,649.31	12,635.87
912828NG1	US Treasury Notes/Bonds 2.750% Due 05-31-17	601.09	0.00	0.00	0.00	18,032.79	-12,815.57	5,217.22	18,633.88
912828TB6	US Treasury Notes/Bonds 0.750% Due 06-30-17	52,015.80	0.00	0.00	-61,875.00	10,195.48	-1,983.48	8,212.00	336.28
912828WT3	US Treasury Notes/Bonds 0.875% Due 07-15-17	66,346.15	0.00	0.00	0.00	14,423.08	-2,015.68	12,407.40	80,769.23
912828TG5	US Treasury Notes/Bonds 0.500% Due 07-31-17	11,730.77	0.00	0.00	0.00	2,884.62	2,230.59	5,115.20	14,615.38
912828D98	US Treasury Notes/Bonds 1.000% Due 09-15-17	24,904.89	0.00	0.00	0.00	9,578.80	-2,175.92	7,402.88	34,483.70
912828TS9	US Treasury Notes/Bonds 0.625% Due 09-30-17	2,117.49	0.00	0.00	0.00	1,024.59	553.65	1,578.24	3,142.08
912828F54	US Treasury Notes/Bonds 0.875% Due 10-15-17	16,348.87	0.00	0.00	0.00	10,435.45	-698.80	9,736.66	26,784.32
912828G20	US Treasury Notes/Bonds 0.875% Due 11-15-17	2,526.32	0.00	0.00	0.00	4,458.22	551.60	5,009.82	6,984.54
912828UE8	US Treasury Notes/Bonds 0.750% Due 12-31-17	62,418.96	0.00	0.00	-74,250.00	12,234.58	2,348.19	14,582.77	403.53
912828PT1	US Treasury Notes/Bonds 2.625% Due 01-31-18	105,576.92	0.00	0.00	0.00	25,961.54	-14,888.50	11,073.04	131,538.46
912828UJ7	US Treasury Notes/Bonds 0.875% Due 01-31-18	5,865.38	0.00	0.00	0.00	1,442.31	536.62	1,978.93	7,307.69
912828UU2	US Treasury Notes/Bonds 0.750% Due 03-31-18	6,352.46	0.00	0.00	0.00	3,073.77	400.18	3,473.95	9,426.23
912828QG8	US Treasury Notes/Bonds 2.625% Due 04-30-18	25,108.70	0.00	0.00	0.00	23,539.40	-12,716.69	10,822.72	48,648.10
912828VE7	US Treasury Notes/Bonds 1.000% Due 05-31-18	389.34	0.00	0.00	0.00	11,680.33	-100.08	11,580.25	12,069.67
912828VK3	US Treasury Notes/Bonds 1.375% Due 06-30-18	8,669.30	0.00	0.00	-10,312.50	1,699.25	-51.61	1,647.63	56.05
912828RE2	US Treasury Notes/Bonds 1.500% Due 08-31-18	20,849.18	0.00	0.00	0.00	6,725.54	-823.90	5,901.64	27,574.73
912828RH5	US Treasury Notes/Bonds 1.375% Due 09-30-18	24,456.97	0.00	0.00	0.00	11,834.02	-1,887.77	9,946.25	36,290.98
912828WD8	US Treasury Notes/Bonds 1.250% Due 10-31-18	5,434.78	0.00	0.00	0.00	5,095.11	482.40	5,577.51	10,529.89
912828A34	US Treasury Notes/Bonds 1.250% Due 11-30-18	181.01	0.00	0.00	0.00	5,430.33	-617.85	4,812.48	5,611.34
912828SD3	US Treasury Notes/Bonds 1.250% Due 01-31-19	12,568.68	0.00	0.00	0.00	3,090.66	481.47	3,572.13	15,659.34

The City of Riverside
Adjusted Interest Earned
From 05-31-16 to 06-30-16



Security Symbol	Description	Beginning Accrued Interest	Purchased Interest	Sold Interest	Interest Received	Earned Interest	Amortization/ Accretion	Adjusted Interest Earned	Ending Accrued Interest
912828KD1	US Treasury Notes/Bonds 2.750% Due 02-15-19	32,335.16	0.00	0.00	0.00	9,065.93	-3,937.00	5,128.93	41,401.10
912828SH4	US Treasury Notes/Bonds 1.375% Due 02-28-19	59,420.18	0.00	0.00	0.00	19,167.80	-3,862.52	15,305.28	78,587.98
912828D23	US Treasury Notes/Bonds 1.625% Due 04-30-19	9,891.30	0.00	0.00	0.00	9,273.10	-1,683.25	7,589.85	19,164.40
912828WS5	US Treasury Notes/Bonds 1.625% Due 06-30-19	66,254.46	0.00	0.00	-78,812.50	12,986.36	-3,398.11	9,588.25	428.33
912828WW6	US Treasury Notes/Bonds 1.625% Due 07-31-19	19,062.50	0.00	0.00	0.00	4,687.50	81.74	4,769.24	23,750.00
912828TN0	US Treasury Notes/Bonds 1.000% Due 08-31-19	4,801.63	0.00	0.00	0.00	1,548.91	982.09	2,531.00	6,350.54
912828TR1	US Treasury Notes/Bonds 1.000% Due 09-30-19	19,480.87	0.00	0.00	0.00	9,426.23	4,191.88	13,618.11	28,907.10
912828G61	US Treasury Notes/Bonds 1.500% Due 11-30-19	278.69	0.00	0.00	0.00	8,360.66	31.57	8,392.23	8,639.34
912828UB4	US Treasury Notes/Bonds 1.000% Due 11-30-19	81.97	0.00	0.00	0.00	2,459.02	1,013.43	3,472.45	2,540.98
912828UF5	US Treasury Notes/Bonds 1.125% Due 12-31-19	8,984.55	0.00	0.00	-10,687.50	1,761.04	480.43	2,241.46	58.08
912828H52	US Treasury Notes/Bonds 1.250% Due 01-31-20	10,473.90	0.00	0.00	0.00	2,575.55	464.10	3,039.65	13,049.45
912828UQ1	US Treasury Notes/Bonds 1.250% Due 02-29-20	31,589.67	0.00	0.00	0.00	10,190.22	2,486.24	12,676.46	41,779.89
912828VF4	US Treasury Notes/Bonds 1.375% Due 05-31-20	262.98	0.00	0.00	0.00	7,889.34	907.23	8,796.58	8,152.32
912828VJ6	US Treasury Notes/Bonds 1.875% Due 06-30-20	60,291.04	0.00	0.00	-71,718.75	11,817.49	-2,643.64	9,173.84	389.78
912828VV9	US Treasury Notes/Bonds 2.125% Due 08-31-20	10,740.49	0.00	0.00	0.00	3,464.67	-702.81	2,761.87	14,205.16
912828M98	US Treasury Notes/Bonds 1.625% Due 11-30-20	266.39	0.00	0.00	0.00	7,991.80	-1,156.14	6,835.66	8,258.20
912828B90	US Treasury Notes/Bonds 2.000% Due 02-28-21	27,798.91	0.00	0.00	0.00	8,967.39	-2,009.46	6,957.93	36,766.30
		834,127.24	0.00	0.00	-307,656.25	324,866.89	-51,195.58	273,671.31	851,337.88
Federal Agency Non-Callable Securities									
3137EABA6	Federal Home Loan Mortgage Corporation 5.125% Due 11-17-17	19,930.56	0.00	0.00	0.00	42,708.33	-34,661.07	8,047.27	62,638.89
		19,930.56	0.00	0.00	0.00	42,708.33	-34,661.07	8,047.27	62,638.89
Corporate Coupon Securities									
166764AC4	Chevron Corp 0.889% Due 06-24-16	5,815.54	0.00	-6,667.50	0.00	851.96	-348.17	503.79	0.00

The City of Riverside
Adjusted Interest Earned
From 05-31-16 to 06-30-16



Security Symbol	Description	Beginning Accrued Interest	Purchased Interest	Sold Interest	Interest Received	Earned Interest	Amortization/ Accretion	Adjusted Interest Earned	Ending Accrued Interest
36962G6Z2	General Electric Capital Corp 1.500% Due 07-12-16	28,958.33	0.00	0.00	0.00	6,250.00	-3,316.49	2,933.51	35,208.33
36962GY40	General Electric Capital Corp 5.375% Due 10-20-16	12,243.06	0.00	0.00	0.00	8,958.33	-7,311.95	1,646.39	21,201.39
36962G5W0	General Electric Capital Corp 2.300% Due 04-27-17	16,476.31	0.00	0.00	0.00	14,537.92	-7,090.38	7,447.53	31,014.22
037833AM2	Apple Inc 1.050% Due 05-05-17	2,916.67	0.00	0.00	0.00	3,500.00	-260.19	3,239.81	6,416.67
822582AR3	Shell International Finance BV 1.125% Due 08-21-17	5,640.62	0.00	0.00	0.00	1,692.19	94.89	1,787.08	7,332.81
459200GJ4	IBM Corp 5.700% Due 09-14-17	121,916.67	0.00	-140,916.67	0.00	19,000.00	-16,053.98	2,946.03	0.00
89233P6S0	Toyota Motor Credit Corp 1.250% Due 10-05-17	5,283.06	0.00	0.00	0.00	2,830.21	41.82	2,872.02	8,113.26
166764AA8	Chevron Corp 1.104% Due 12-05-17	14,842.67	0.00	0.00	-15,180.00	2,530.00	344.86	2,874.86	2,192.67
931142CJ0	Wal-Mart Stores Inc 5.800% Due 02-15-18	8,026.56	0.00	0.00	0.00	2,271.67	-1,765.54	506.12	10,298.22
084664BW0	Berkshire Hathaway Finance Corp 1.300% Due 05-15-18	577.78	0.00	0.00	0.00	1,083.33	-61.36	1,021.98	1,661.11
89236TCP8	Toyota Motor Credit Corp 1.550% Due 07-13-18	29,708.33	0.00	0.00	0.00	6,458.33	-417.09	6,041.24	36,166.67
037833AQ3	Apple Inc 2.100% Due 05-06-19	5,104.17	0.00	0.00	0.00	6,125.00	-1,414.72	4,710.28	11,229.17
		257,509.75	0.00	-147,584.17	-15,180.00	76,088.94	-37,558.29	38,530.65	170,834.52
Negotiable Non-Callable Certificates of Deposit									
11373QAN8	Brookline Bank (FDIC Gtd) 0.600% Due 06-10-16	89.69	0.00	-126.38	0.00	36.69	0.00	36.69	0.00
39120VRH9	Great Southern Bank (FDIC Gtd) 0.850% Due 06-28-16	23.10	0.00	-179.04	0.00	155.94	0.00	155.94	0.00
31938QE75	First Business Bank (FDIC Gtd) 0.750% Due 06-30-16	784.77	0.00	-932.55	0.00	147.78	0.00	147.78	0.00
59013JCU1	Merrick Bank (FDIC Gtd) 0.700% Due 06-30-16	9.51	0.00	-147.44	0.00	137.93	0.00	137.93	0.00
59774QEJ7	Midland States Bank (FDIC Gtd) 0.600% Due 07-22-16	40.60	0.00	0.00	-125.87	121.81	0.00	121.81	36.54
69478QCD0	Pacific Premier Bank (FDIC Gtd) 0.650% Due 07-25-16	35.33	0.00	0.00	-136.91	132.49	0.00	132.49	30.92
36160NTV1	GE Capital Retail Bank (FDIC Gtd) 1.000% Due 08-09-16	767.78	0.00	0.00	0.00	203.84	0.00	203.84	971.62
05568P4T1	BMW Bank of North America (FDIC Gtd) 1.050% Due 08-16-16	756.23	0.00	0.00	0.00	214.03	10.33	224.36	970.26
966594AF0	Whitney Bank (FDIC Gtd) 0.600% Due 08-18-16	423.98	0.00	0.00	0.00	122.30	0.00	122.30	546.28

The City of Riverside
Adjusted Interest Earned
From 05-31-16 to 06-30-16



Security Symbol	Description	Beginning Accrued Interest	Purchased Interest	Sold Interest	Interest Received	Earned Interest	Amortization/ Accretion	Adjusted Interest Earned	Ending Accrued Interest
02005Q5N9	Ally Bank (FDIC Gtd) 1.000% Due 08-22-16	686.25	0.00	0.00	0.00	203.84	12.39	216.23	890.08
700654AP1	Park National Bank (FDIC Gtd) 0.850% Due 08-22-16	57.75	0.00	0.00	-179.04	173.26	0.00	173.26	51.98
71270QFL5	Peoples United Bank (FDIC Gtd) 0.850% Due 08-22-16	589.08	0.00	0.00	0.00	173.26	0.00	173.26	762.35
87164DGE4	Synovus Bank (FDIC Gtd) 0.800% Due 08-23-16	875.13	0.00	0.00	-994.72	163.07	0.00	163.07	43.48
320055BD7	First Credit Bank (FDIC Gtd) 0.750% Due 08-25-16	35.67	0.00	0.00	-157.97	152.87	0.00	152.87	30.58
85916VAL9	Sterling Bank (FDIC Gtd) 0.800% Due 08-29-16	507.55	0.00	0.00	0.00	163.73	0.00	163.73	671.28
58403BG26	Medallion Bank (FDIC Gtd) 1.100% Due 10-04-16	433.49	0.00	0.00	0.00	224.22	0.00	224.22	657.71
20364AAQ8	Community Financial Services Bank (FDIC Gtd) 0.800% Due 10-17-16	81.53	0.00	0.00	-168.50	163.06	0.00	163.06	76.10
46115DDU7	Interwest National Bank (FDIC Gtd) 1.000% Due 10-17-16	102.33	0.00	0.00	-211.48	204.66	0.00	204.66	95.51
51210SKR7	Lakeside Bank (FDIC Gtd) 0.900% Due 10-24-16	55.04	0.00	0.00	-189.57	183.45	0.00	183.45	48.92
56034WAH4	Main Street Bank Corp (FDIC Gtd) 0.900% Due 12-16-16	281.29	0.00	0.00	0.00	183.45	0.00	183.45	464.75
844772BA0	Southwest Bank (FDIC Gtd) 0.750% Due 02-13-17	92.53	0.00	0.00	-150.97	146.10	0.00	146.10	87.66
89579NBF9	Triad Bank (FDIC Gtd) 1.000% Due 03-14-17	122.79	0.00	0.00	-211.48	204.66	0.00	204.66	115.97
05573J4Q4	BMO Harris Bank NA (FDIC Gtd) 0.900% Due 03-23-17	428.05	0.00	0.00	0.00	183.45	0.00	183.45	611.51
70153RHJ0	Parkway Bank & Trust Co (FDIC Gtd) 1.150% Due 04-07-17	429.75	0.00	0.00	0.00	234.41	0.00	234.41	664.16
90983WAZ4	United Community Bank (FDIC Gtd) 1.000% Due 04-13-17	122.30	0.00	0.00	-210.63	203.84	0.00	203.84	115.51
52168UCU4	Leader Bank NA (FDIC Gtd) 1.050% Due 04-21-17	64.21	0.00	0.00	-221.16	214.03	0.00	214.03	57.07
373128EK9	Georgia Bank & Trust Co of Augusta (FDIC Gtd) 1.000% Due 06-20-17	81.86	0.00	0.00	-211.48	204.66	0.00	204.66	75.04
31984GDJ5	First Commercial Bank (FDIC Gtd) 1.000% Due 07-31-17	13.59	0.00	0.00	-210.63	203.84	0.00	203.84	6.79
02587CAU4	American Express Bank FSB (FDIC Gtd) 1.250% Due 08-21-17	857.81	0.00	0.00	0.00	254.79	0.00	254.79	1,112.60
14042E5T3	Capital One NA (FDIC Gtd) 1.250% Due 08-21-17	878.32	0.00	0.00	0.00	255.82	0.00	255.82	1,134.14

The City of Riverside
Adjusted Interest Earned
From 05-31-16 to 06-30-16



Security Symbol	Description	Beginning Accrued Interest	Purchased Interest	Sold Interest	Interest Received	Earned Interest	Amortization/ Accretion	Adjusted Interest Earned	Ending Accrued Interest
2546714P2	Discover Bank (FDIC Gtd) 1.300% Due 08-21-17	900.95	0.00	0.00	0.00	264.99	0.00	264.99	1,165.94
82669LFR9	Signature Bank of Arkansas (FDIC Gtd) 1.050% Due 08-25-17	42.98	0.00	0.00	-222.05	214.89	0.00	214.89	35.82
29976DA42	EverBank (FDIC Gtd) 1.100% Due 08-28-17	702.55	0.00	0.00	0.00	224.22	0.00	224.22	926.77
577234BZ9	Mauch Chunk Trust Financial Corp (FDIC Gtd) 1.200% Due 09-11-17	179.38	0.00	0.00	-252.76	244.61	0.00	244.61	171.22
33583CRW1	First Niagra Bank NA (FDIC Gtd) 1.150% Due 09-25-17	531.33	0.00	0.00	0.00	234.41	0.00	234.41	765.74
319141CL9	First Bank of Highland (FDIC Gtd) 1.250% Due 10-10-17	458.63	0.00	0.00	0.00	254.79	0.00	254.79	713.42
88413QAD0	Third Federal Savings & Loan Association MHC (FDIC Gtd) 1.400% Due 11-27-17	47.56	0.00	0.00	0.00	285.37	0.00	285.37	332.93
92937CDH8	Wex Bank (FDIC Gtd) 1.200% Due 12-11-17	1,410.54	0.00	0.00	-1,492.08	244.61	0.00	244.61	163.07
23204HDB1	Customers Bank (FDIC Gtd) 1.250% Due 12-18-17	1,409.86	0.00	0.00	-1,554.25	254.80	0.00	254.80	110.41
06414QUB3	Bank of North Carolina (FDIC Gtd) 1.250% Due 01-16-18	135.34	0.00	0.00	-262.23	253.77	0.00	253.77	126.88
12738RCW2	Cadence Bank NA (FDIC Gtd) 1.250% Due 02-12-18	951.23	0.00	0.00	0.00	254.79	0.00	254.79	1,206.03
58733AAY5	Mercantil Commercebank NA (FDIC Gtd) 1.500% Due 04-24-18	387.29	0.00	0.00	0.00	305.75	0.00	305.75	693.04
36160J2N7	GE Capital Bank (FDIC Gtd) 1.600% Due 07-03-18	1,630.68	0.00	0.00	0.00	326.14	0.00	326.14	1,956.82
06424XBQ4	Bank of Georgetown (FDIC Gtd) 1.550% Due 07-17-18	473.92	0.00	0.00	0.00	315.95	0.00	315.95	789.86
55266CNH5	MB Financial Bank NA (FDIC Gtd) 1.350% Due 08-21-18	101.31	0.00	0.00	-285.50	276.29	0.00	276.29	92.10
20033AME3	Comenity Capital Bank (FDIC Gtd) 1.700% Due 08-24-18	92.78	0.00	0.00	-359.52	347.92	0.00	347.92	81.18
27113PAM3	East Boston Savings Bank (FDIC Gtd) 1.400% Due 08-24-18	76.41	0.00	0.00	-296.07	286.52	0.00	286.52	66.85
38147J3R1	Goldman Sachs Bank USA (FDIC Gtd) 1.650% Due 09-04-18	1,004.92	0.00	0.00	0.00	334.97	0.00	334.97	1,339.89
795450SU0	Sallie Mae Bank (FDIC Gtd) 1.800% Due 09-04-18	1,096.27	0.00	0.00	0.00	365.42	0.00	365.42	1,461.70
33612JFU8	First Priority Bank (FDIC Gtd) 1.450% Due 09-28-18	620.68	0.00	0.00	0.00	295.56	0.00	295.56	916.24

The City of Riverside
Adjusted Interest Earned
From 05-31-16 to 06-30-16



Security Symbol	Description	Beginning Accrued Interest	Purchased Interest	Sold Interest	Interest Received	Earned Interest	Amortization/ Accretion	Adjusted Interest Earned	Ending Accrued Interest
90348JAP5	UBS Bank USA (FDIC Gtd) 1.400% Due 10-01-18	19.02	0.00	0.00	-294.88	285.37	0.00	285.37	9.51
140420PT1	Capital One Bank USA NA (FDIC Gtd) 1.800% Due 10-09-18	660.43	0.00	0.00	0.00	366.90	0.00	366.90	1,027.33
57116AHW1	Marlin Business Bank (FDIC Gtd) 1.700% Due 10-15-18	207.91	0.00	0.00	-358.07	346.52	0.00	346.52	196.36
20361LBM5	Community Banker's Bank (FDIC Gtd) 1.650% Due 10-17-18	168.16	0.00	0.00	-347.54	336.33	0.00	336.33	156.95
02587DWJ3	American Express Centurion Bank (FDIC Gtd) 2.000% Due 11-28-18	54.36	0.00	0.00	0.00	407.67	0.00	407.67	462.03
34387ABS7	Flushing Bank (FDIC Gtd) 1.500% Due 12-17-18	173.96	0.00	0.00	-317.22	306.99	0.00	306.99	163.73
49306SVY9	KeyBank NA (FDIC Gtd) 1.550% Due 01-22-19	1,395.04	0.00	0.00	0.00	314.67	0.00	314.67	1,709.71
46147URG7	Investors Community Bank (FDIC Gtd) 1.150% Due 02-12-19	156.90	0.00	0.00	-243.20	235.35	0.00	235.35	149.06
74160NEN6	Prime Alliance Bank Inc (FDIC Gtd) 1.150% Due 02-12-19	156.90	0.00	0.00	-243.20	235.35	0.00	235.35	149.06
17284CC69	CIT Bank (FDIC Gtd) 2.000% Due 05-14-19	243.62	0.00	0.00	0.00	406.03	0.00	406.03	649.64
94768NJU9	Webster Bank NA (FDIC Gtd) 1.900% Due 07-02-19	1,949.35	0.00	0.00	0.00	387.29	10.08	397.36	2,336.64
20786ABA2	ConnectOne Bank (FDIC Gtd) 1.550% Due 07-29-19	41.96	0.00	0.00	-325.16	314.67	0.00	314.67	31.47
020080AV9	Alma Bank (FDIC Gtd) 1.700% Due 09-30-19	23.01	0.00	0.00	-356.63	345.13	0.00	345.13	11.50
080515BM0	Belmont Savings Bank (FDIC Gtd) 1.400% Due 02-18-20	143.26	0.00	0.00	-296.07	286.52	0.00	286.52	133.71
065847CZ6	Bank of Wisconsin Dells (FDIC Gtd) 1.500% Due 07-17-20	153.49	0.00	0.00	-317.22	306.99	0.00	306.99	143.26
108622ET4	Bridgewater Bank (FDIC Gtd) 1.500% Due 08-17-20	153.49	0.00	0.00	-317.22	306.99	0.00	306.99	143.26
91330ABD8	Unity Bank (FDIC Gtd) 1.500% Due 08-26-20	61.40	0.00	0.00	-317.22	306.99	0.00	306.99	51.16
06740KJK4	Barclays Bank Delaware (FDIC Gtd) 2.200% Due 09-16-20	1,146.35	0.00	0.00	0.00	446.63	0.00	446.63	1,592.98
061149AR1	Bank of Charles Town (FDIC Gtd) 1.800% Due 09-30-20	24.56	0.00	0.00	-380.66	368.38	0.00	368.38	12.28
29266NX51	EnerBank USA (FDIC Gtd) 1.900% Due 01-28-21	1,607.19	0.00	0.00	0.00	385.73	0.00	385.73	1,992.92

The City of Riverside
Adjusted Interest Earned
From 05-31-16 to 06-30-16



Security Symbol	Description	Beginning Accrued Interest	Purchased Interest	Sold Interest	Interest Received	Earned Interest	Amortization/ Accretion	Adjusted Interest Earned	Ending Accrued Interest
855736DA9	State Bank and Trust Company (FDIC Gtd) 1.600% Due 02-17-21	163.73	0.00	0.00	-338.37	327.45	0.00	327.45	152.81
		30,686.05	0.00	-1,385.41	-12,557.53	17,977.00	32.80	18,009.79	34,720.10
Negotiable Callable Variable Certificates of Deposit									
40434AC72	HSBC Bank USA NA (FDIC Gtd) 1.600% Due 11-17-20	161.75	0.00	0.00	0.00	323.51	0.00	323.51	485.26
		161.75	0.00	0.00	0.00	323.51	0.00	323.51	485.26
Bond Funds									
CTRST	CALTRUST Investment Trust of California	0.00	0.00	0.00	-7,079.34	7,079.34	0.00	7,079.34	0.00
		0.00	0.00	0.00	-7,079.34	7,079.34	0.00	7,079.34	0.00
Cash & Equivalents									
ASTIPCM	Invesco STIC Prime Cash Management Shares	0.00	0.00	0.00	0.00	0.00	0.00	0.00	0.00
BOFAPFC	Public Funds Checking	0.00	0.00	0.00	-11,552.40	11,552.40	0.00	11,552.40	0.00
BWBMMP	Business Money Market Plus	0.00	0.00	0.00	0.00	0.00	0.00	0.00	0.00
Cash	Cash	0.00	0.00	0.00	0.00	0.00	0.00	0.00	0.00
CBBPMMGS	Premium Money Market - Government Services	0.00	0.00	0.00	-1,461.48	1,461.48	0.00	1,461.48	0.00
CNGXX	CNI Charter Government Money Market Fund - Class N	0.00	0.00	0.00	0.00	0.00	0.00	0.00	0.00
LAIF	Local Agency Investment Fund	0.00	0.00	0.00	0.00	113,296.11	0.00	113,296.11	113,296.11
NCRXX	Columbia Cash Reserves- Adviser Class Shares	0.00	0.00	0.00	0.00	0.00	0.00	0.00	0.00
WFJXX	CALTRUST Heritage Money Market Fund - Select Class	384.81	0.00	0.00	-384.81	5,993.54	0.00	5,993.54	5,993.54
		384.81	0.00	0.00	-13,398.69	132,303.53	0.00	132,303.53	119,289.65
TOTAL PORTFOLIO		1,142,800.15	0.00	-148,969.58	-355,871.81	601,347.54	-123,382.14	477,965.40	1,239,306.30