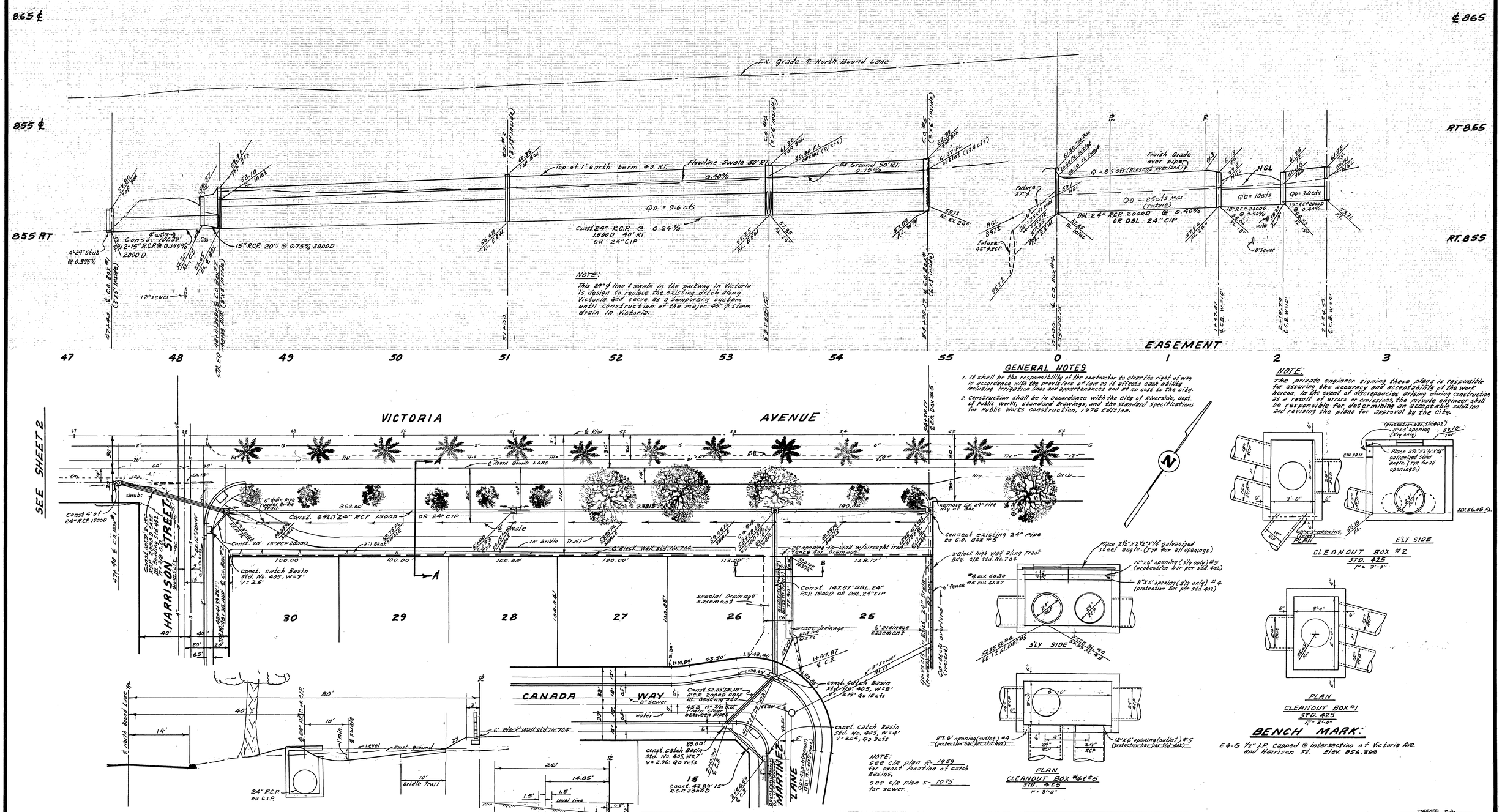

NOTE:
This 24" ϕ line & swale in the parkway in Victoria is design to replace the existing ditch along Victoria and serve as a temporary system until construction of the major 45" ϕ storm drain in Victoria.

GENERAL NOTES

1. It shall be the responsibility of the contractor to clear the right of way in accordance with the provisions of law as it affects each utility including irrigation lines and appurtenances and at no cost to the city.
2. Construction shall be in accordance with the City of Riverside, Dept. of Public Works, standard Drawings, and the Standard Specifications for Public Works construction, 1976 Edition.

NOTE:
The private engineer signing these plans is responsible for assuring the accuracy and acceptability of the work hereon. In the event of discrepancies arising during construction as a result of errors or omissions, the private engineer shall be responsible for determining an acceptable solution and revising the plans for approval by the City.

BENCH MARK:

E4-G ½" I.P. capped @ intersection of Victoria Ave. and Harrison St. Elev. 856.399

ALBERT A. WEBB ASSOCIATES CIVIL ENGINEERS RIVERSIDE, CALIFORNIA APPROVED BY L. A. Wanneck DATE 10-14-76 R.E. No. 16056 W.O. 74-61 FOR: Brattain Contractors Inc. F.B. 1031	MARK / REVISIONS / APPR. / DATE DESIGNED BY BEL DRAWN BY BEL CHECKED BY	CITY OF RIVERSIDE, CALIFORNIA PUBLIC WORKS DEPARTMENT APPROVED BY / BY / DATE PRINCIPAL ENGINEER / 4-1-76 PARK DEPARTMENT / 4-1 TRAFFIC DIVISION / 4-1-76 CHIEF PUB. WKS. ENGR. PLANNING DEPT. JSE 4-1	APPROVED BY DIRECTOR OF PUBLIC WORKS DATE 5-2-77	STORM DRAIN PLAN AND PROFILE VICTORIA AVENUE TRACT 5935 SCALE: 1" = 40' Horiz., 1" = 4' Vert.	INDEXED Z-A. ACCOUNT No. DRAWING NUMBER D-308 SHEET 1 OF 2 74-61-D

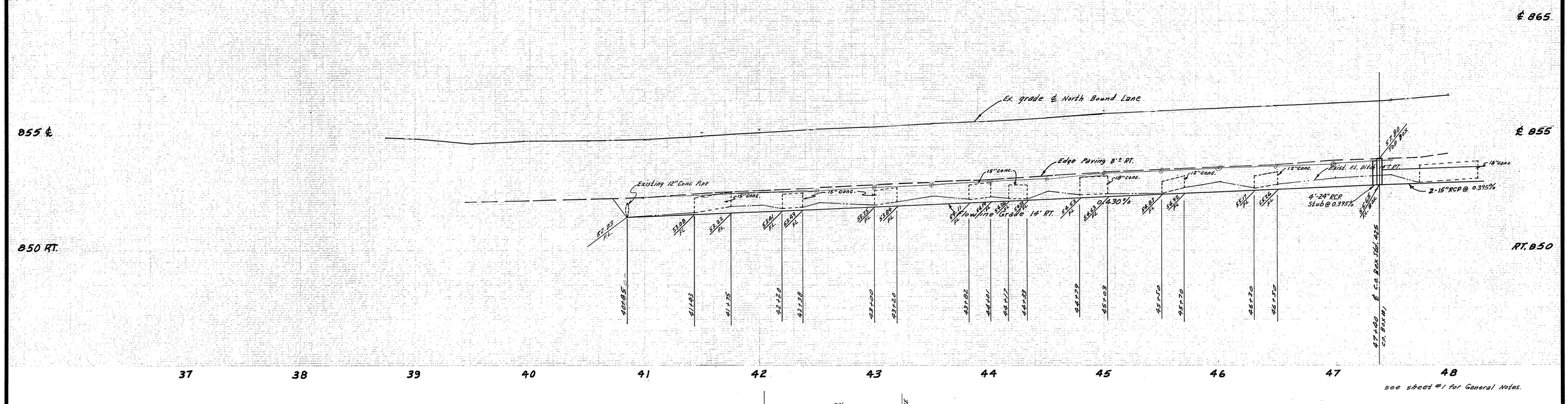

see sheet #1 for General Notes.

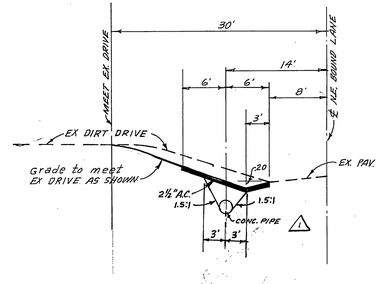

TYPICAL SECTION DRIVEWAY

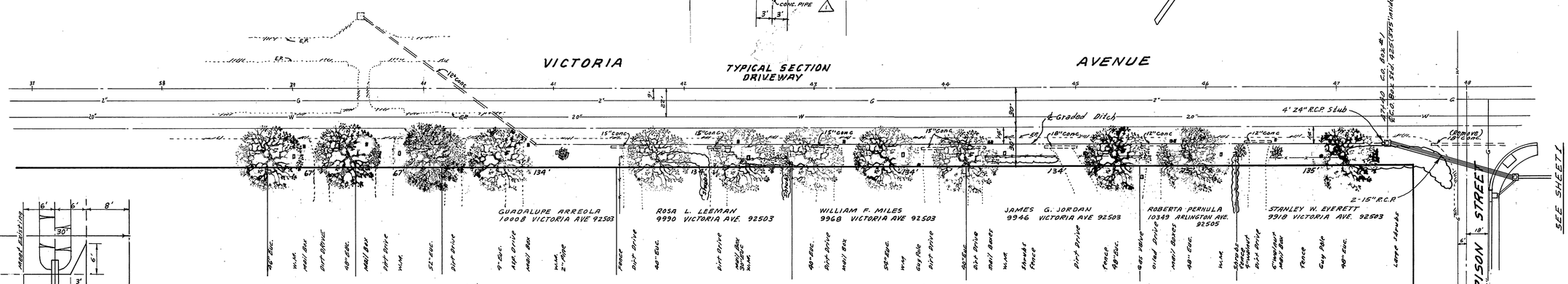

NOTE:
15" and 18" conc. culv. to be removed and replaced in new graded ditch and reconstruct driveways.

BENCH MARK:

E4-G ½" I.P. capped @ intersection of Victoria Ave. and Harrison St. Elev. 856.399

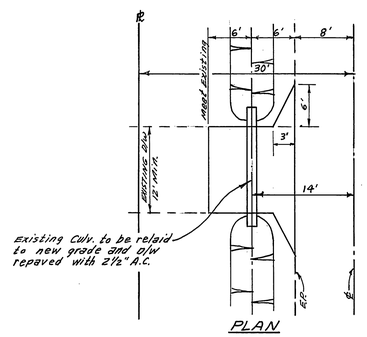

PLAN

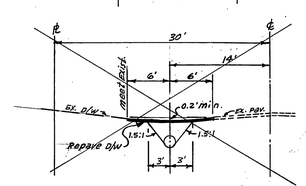

SECTION

TYPICAL DRIVEWAY DETAIL

ALBERT A. WEBB ASSOCIATES CIVIL ENGINEERS RIVERSIDE, CALIFORNIA		CITY OF RIVERSIDE, CALIFORNIA PUBLIC WORKS DEPARTMENT	STORM DRAIN PLAN AND PROFILE
APPROVED BY L.D. Wanwell DATE 10-14-76		APPROVED BY / BY / DATE PRINCIPAL ENGINEER / 4/25 PARK DEPARTMENT / 4-27 TRAFFIC DIVISION / 4-25 CHIEF PUB. WKS. ENGR.	APPROVED BY DIRECTOR OF PUBLIC WORKS DATE 5-2-77
R.E. No. 16056			VICTORIA AVENUE TRACT 5935
W.O. 74-61 FOR: Brattain Contractors Inc. F.B. 1031	MARK / REVISIONS / APPR. / DATE △ Revised Driveway Typical Section ENG/T-2630 / 6-6-78		SCALE: 1" = 40' Horiz., 1" = 4' Vert.
	DESIGNED BY BEL DRAWN BY BEL CHECKED BY		

ACCOUNT No.

DRAWING NUMBER D-308

SHEET 2 OF 2

74-61-D