

Wood Streets Neighborhood Demographic Profile (2000 Census)*

Community Development Department - Planning Division

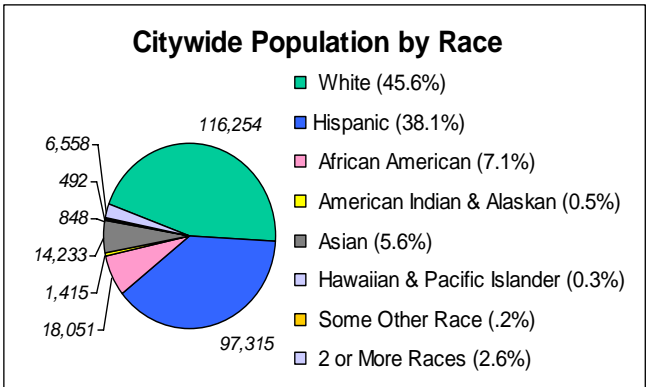
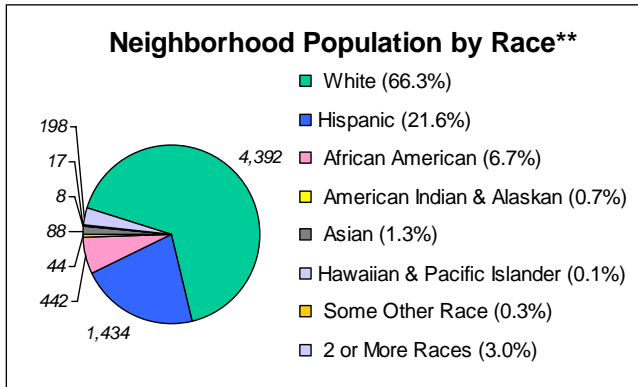
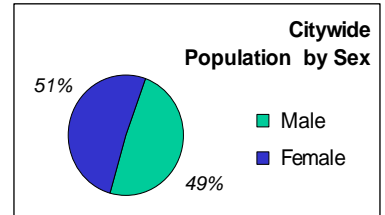
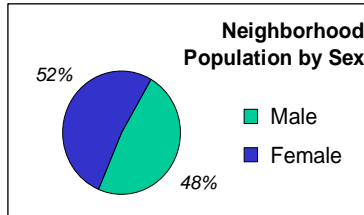
3900 Main Street, Riverside, CA 92522 (951) 826-5371 Fax: (951) 826-5981
 www.Riversideca.gov

Area: 1.12 sq miles (1.4% of City Area)

Population: 6,623 (Citywide: 255,166)

Male: 3,162 (Citywide: 125,705)

Female: 3,461 (Citywide: 129,461)



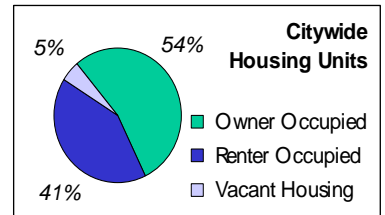
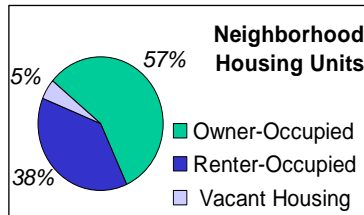
Housing Units:

Owner Occupied: 1,553 (Citywide: 46,455)

Renter Occupied: 1,058 (Citywide: 35,550)

Vacant Units: 127 (Citywide: 3,969)

Total: 2,738 (Citywide: 85,974)



Households:

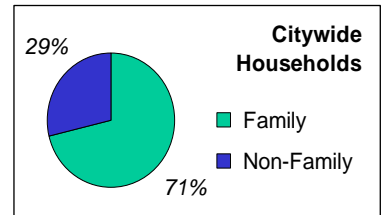
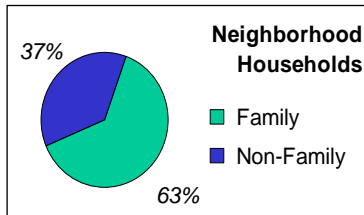
Family Households: 1,646 (Citywide: 58,155)

Married Couples: 1,082 (Citywide: 41,214)

Non-Family

Households: 965 (Citywide: 23,850)

Total: 2,611 (Citywide: 82,005)

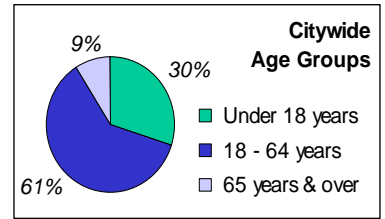
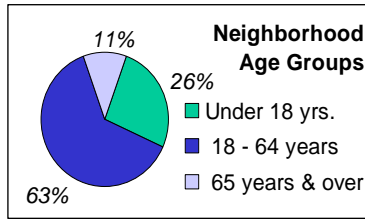


* **Source:** U.S. Census Bureau, Census 2000. Some numbers are rounded.

** The numbers may add up to more than the total number of persons in the neighborhood or more than 100% because individuals may report more than one race.

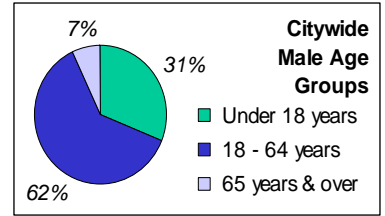
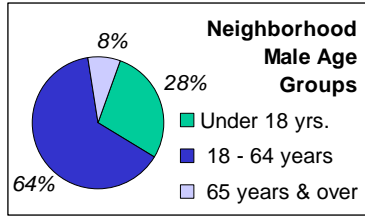
Age Groups Both Sexes:

Under 18 years: 1,708 (Citywide: 76,704)
 18 – 64 years: 4,208 (Citywide: 155,408)
 65 years and over: 707 (Citywide: 23,054)
 Total: 6,623 (Citywide: 255,166)



Neighborhood Male Age Groups:

Under 18 years: 873 (Citywide: 39,416)
 18 – 64 years: 2,027 (Citywide: 77,255)
 65 years and over: 262 (Citywide: 9,034)
 Total: 3,162 (Citywide: 125,705)



Neighborhood Female Age Groups:

Under 18 years: 835 (Citywide: 37,288)
 18 – 64 years: 2,181 (Citywide: 78,153)
 65 years and over: 445 (Citywide: 14,020)
 Total: 3,461 (Citywide: 129,461)

