

La Sierra Acres Neighborhood Demographic Profile (2000 Census)*

Community Development Department - Planning Division

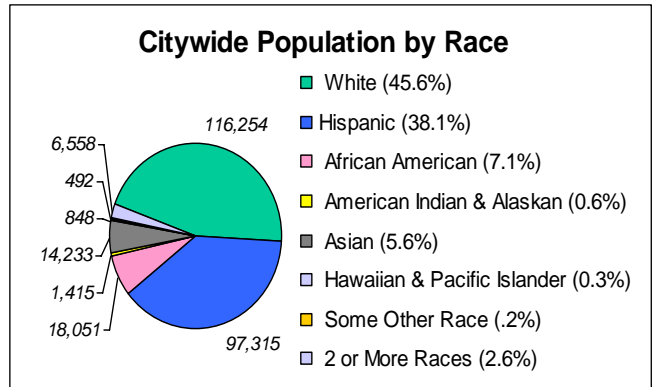
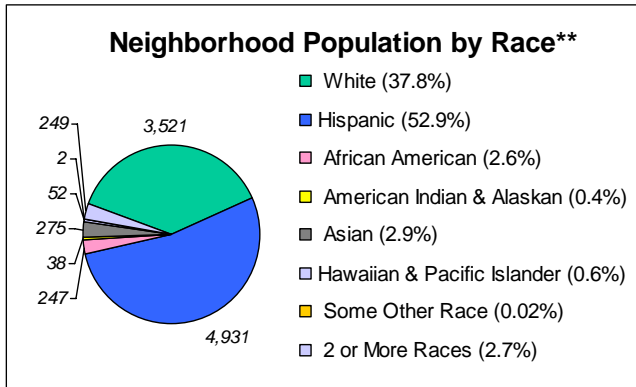
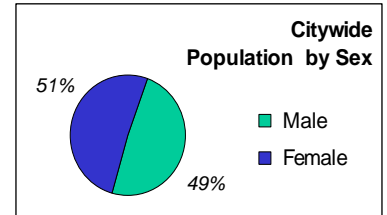
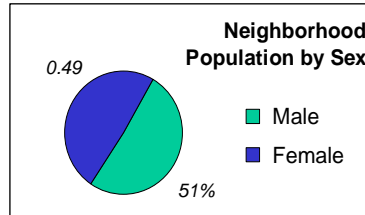
3900 Main Street, Riverside, CA 92522 (951) 826-5371 Fax: (951) 826-5981
 www.Riversideca.gov

Area: 3.73 sq miles (4.6% of City Area)

Population: 9,315 (Citywide: 255,166)

Male: 4,735 (Citywide: 125,705)

Female: 4,580 (Citywide: 129,461)



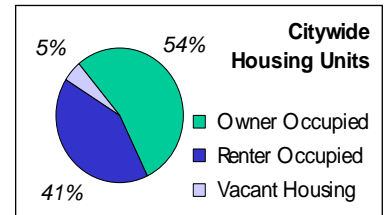
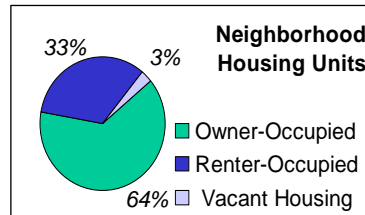
Housing Units:

Owner Occupied: 1,638 (Citywide: 46,455)

Renter Occupied: 843 (Citywide: 35,550)

Vacant Units: 84 (Citywide: 3,969)

Total: 2,565 (Citywide: 85,974)



Households:

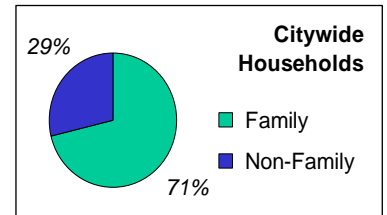
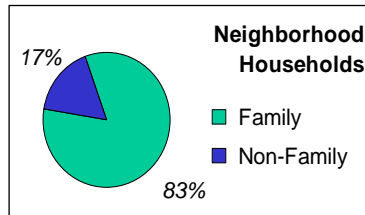
Family Households: 2,049 (Citywide: 58,155)

Married Couples: 1,499 (Citywide: 41,214)

Non-Family

Households: 433 (Citywide: 23,850)

Total: 2,482 (Citywide: 82,005)

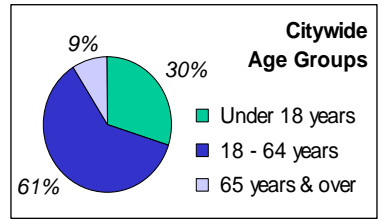
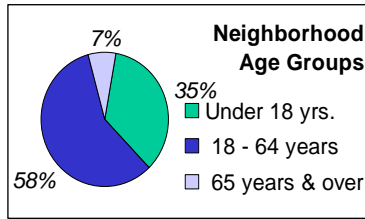


* **Source:** U.S. Census Bureau, Census 2000. Some numbers are rounded.

** The numbers may add up to more than the total number of persons in the neighborhood or more than 100% because individuals may report more than one race.

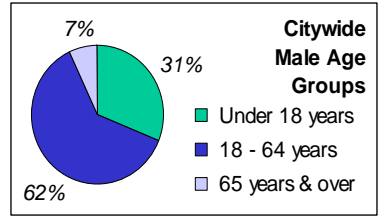
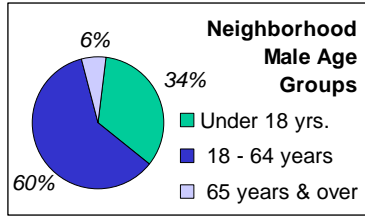
Age Groups Both Sexes:

Under 18 years: 3,262 (Citywide: 76,704)
 18 – 64 years: 5,415 (Citywide: 155,408)
 65 years and over: 638 (Citywide: 23,054)
 Total: 9,315 (Citywide: 255,166)



Neighborhood Male Age Groups:

Under 18 years: 1,631 (Citywide: 39,416)
 18 – 64 years: 2,834 (Citywide: 77,255)
 65 years and over: 270 (Citywide: 9,034)
 Total: 4,735 (Citywide: 125,705)



Neighborhood Female Age Groups:

Under 18 years: 1,631 (Citywide: 37,288)
 18 – 64 years: 2,581 (Citywide: 78,153)
 65 years and over: 368 (Citywide: 14,020)
 Total: 4,580 (Citywide: 129,461)

