



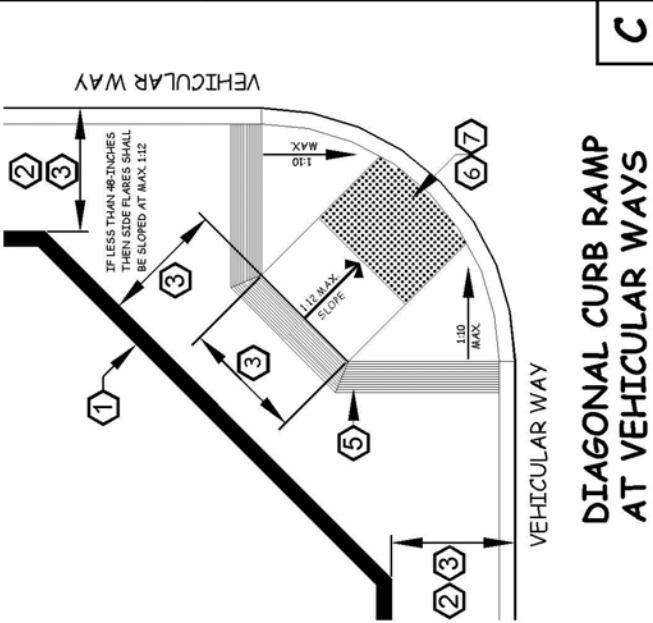
SCALE NONE

PGH 01 / 08
DRAWN DATE

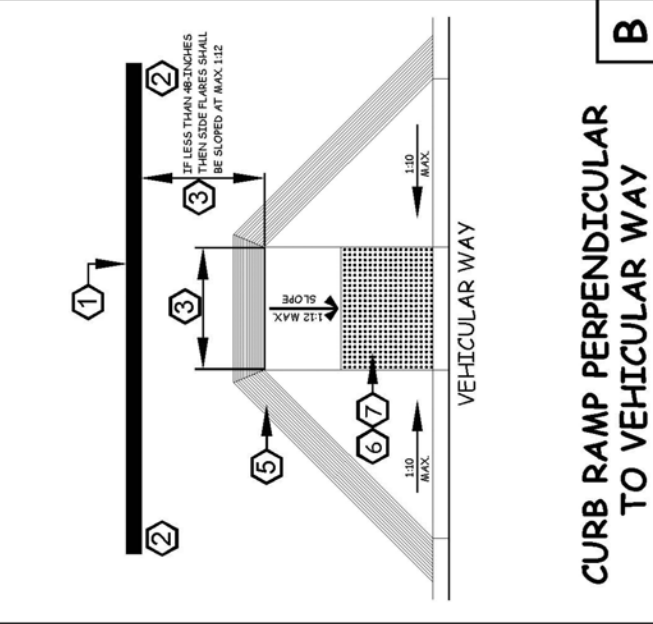
REV. DATE DATE DATE
1 07-22-08 Pgh
2 09-05-08 Pgh
3
4
5

DETECTABLE
WARNINGS @
CURB RAMPS

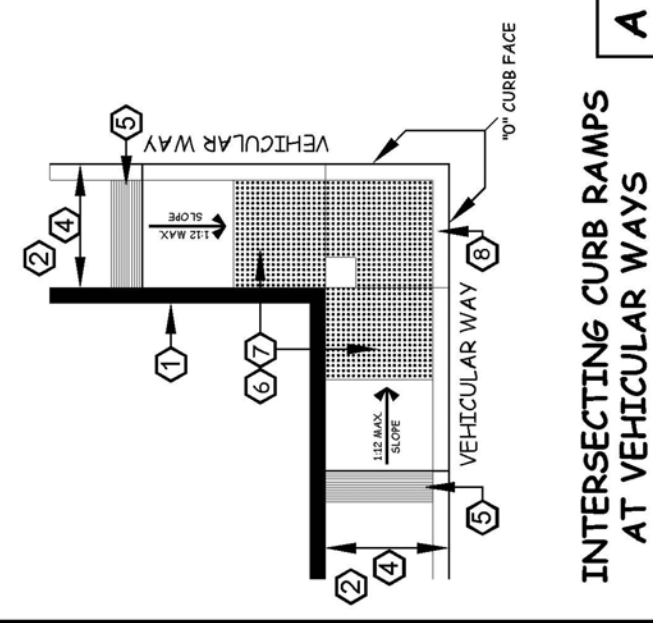
RDA - 8.0
SHEET



A
INTERSECTING CURB RAMPS
AT VEHICULAR WAYS



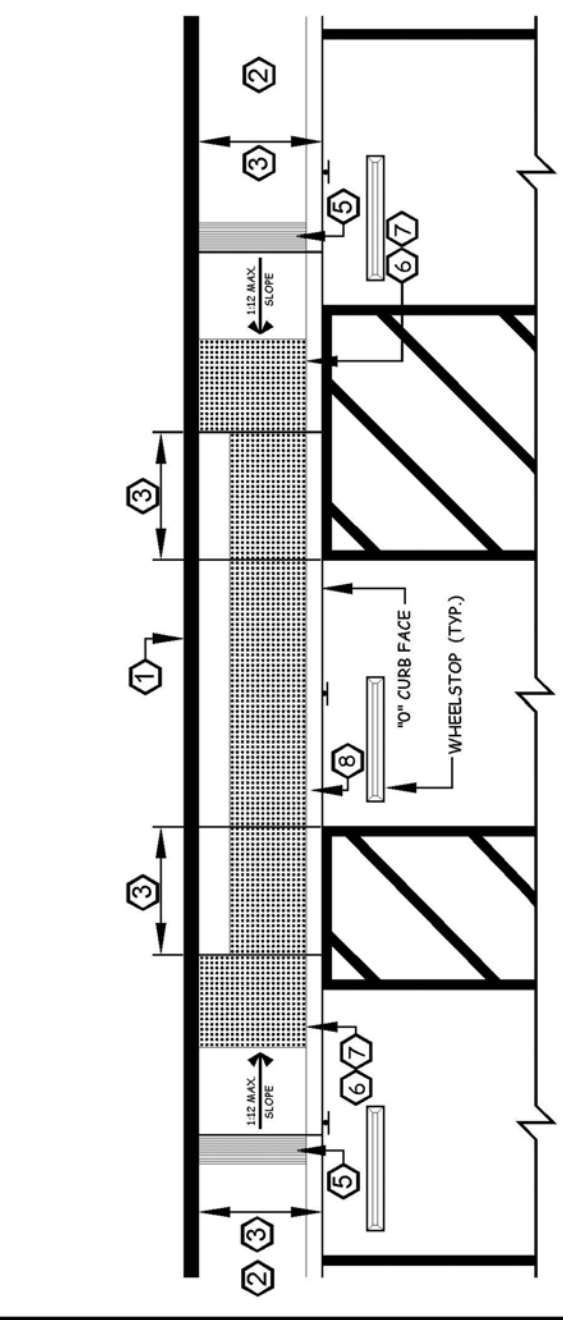
B
CURB RAMP PERPENDICULAR
TO VEHICULAR WAY



C
DIAGONAL CURB RAMP
AT VEHICULAR WAYS

KEYNOTES

- 1 WALL, FENCE, LANDSCAPING OR OTHER OBSTRUCTION.
- 2 ACCESSIBLE ROUTE OF PEDESTRIAN TRAVEL.
- 3 48-INCH MINIMUM
- 4 MAY BE LESS THAN 60-INCHES BUT NOT LESS THAN 48-INCHES.
- 5 12-INCH MINIMUM BORDER GROOVES @ 3/4-INCH O/C. GROOVES MUST BE POSITIONED ON THE LEVEL SURFACE AT THE TOP OF THE CURB RAMP.
- 6 SLOPE OF CURB RAMPS SHALL NOT EXCEED (1) UNIT VERTICAL TO (12) UNITS HORIZONTAL (1:12 or 8.33%).
- 7 TRUNCATED DOMES SHALL EXTEND 36 INCHES MINIMUM IN THE DIRECTION OF TRAVEL FOR THE FULL WIDTH OF CURB RAMP, EXCLUDING THE FLARED SIDES.
- 8 A MINIMUM 36-INCH WIDE SECTION OF TRUNCATED DOMES SHALL BE PROVIDED WHEN FLAT TRAVEL SURFACE ADJOINS A VEHICULAR WAY (10" CURB FACE).



D
CURB RAMPS @ ACCESSIBLE PARKING AREAS

E