RIVERSIDE — CALIFORNIA

PUBLIC WORKS DEPARTMENT

DURANGO STORM DRAIN

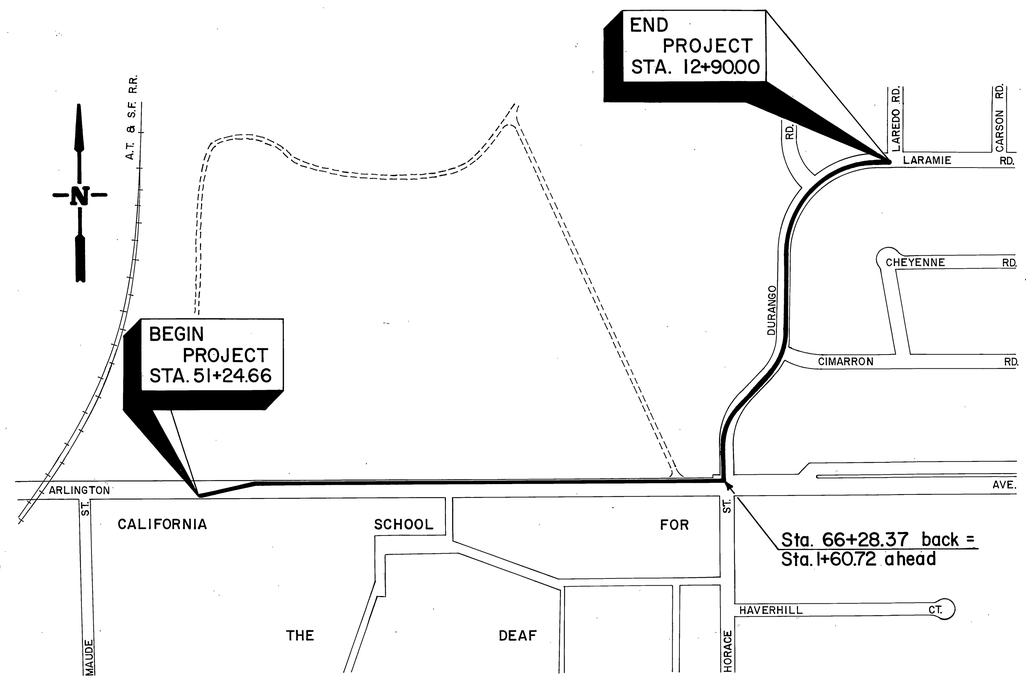

INDEX OF SHEETS

PROJECT NO.	DRAWING NO.	SHEET NO.	SHEET TITLE
4019	D-129	1	Title Sheet
"	"	2	Plan and Profile, Sta. 51+24.66 to Sta. 55+00
"	"	3	Plan and Profile, Sta. 55+00 to Sta. 4+00
"	"	4	Plan and Profile, Sta. 4+00 to Sta. 13+00
"	"	5	Plans, Details, & Sections

LEGEND

EXISTING	DESCRIPTION	PROPOSED
	Storm drain 42" R.C.P.	
	Lateral or bleeder line	
	Concrete area	
	Curb and gutter per C/R Std. Dwg. 200	
	A.C. berm	
	Water valve	
—6"— —S—	Sanitary sewer	
—4"C.I.— —W—	Water line	
—2"M— —G—	Gas line	
R.P.	Power pole	
	Power or telephone pole	
Ⓢ	Sanitary sewer manhole	
	Traffic sign	
	Street name sign	
	Fire hydrant	
	Wire fence	
	Palm tree	
Shown on sheet 5	Remove and replace pavement with 3" A.C. over 12" A.B. class 3	
	Remove and replace pavement with 2" A.C. over 6" A.B. class 3 or as shown	
	Variable A.C. overlay	

PAVEMENT REPLACEMENT

ARLINGTON AVE.	3" A.C. OVER 12" A.B.
DURANGO RD.	2" A.C. OVER 6" A.B.
LARAMIE RD.	2" A.C. OVER 6" A.B.

PROJECT LOCATION MAP

200 0 200 400 600 800 1000 FEET

SCALE 1" = 200'

PIPE STRENGTH

42" R.C.P. — 1250 D
30" R.C.P. — 1350 D
CONNECTOR PIPES — 1000 D-MIN.

MARK	REVISIONS	APPR.	DATE
*	AS BUILT DCH		2-9-68

DESIGNED BY BTG DRAWN BY J.P.G. CHECKED BY DCH

CITY OF RIVERSIDE, CALIFORNIA
DEPARTMENT OF PUBLIC WORKS

APPROVED BY	BY	DATE
OFFICE ENGINEER		11/9/66
PARK DEPARTMENT		
TRAFFIC DIVISION		
ASSISTANT CITY ENG.		11-14

APPROVED BY
DIRECTOR OF PUBLIC WORKS
DATE 11-15-66

DURANGO STORM DRAIN

TITLE SHEET

HORIZ. SCALE: 1" = 200'

PROJECT NO. 4019

D-129

SHEET 1 OF 5

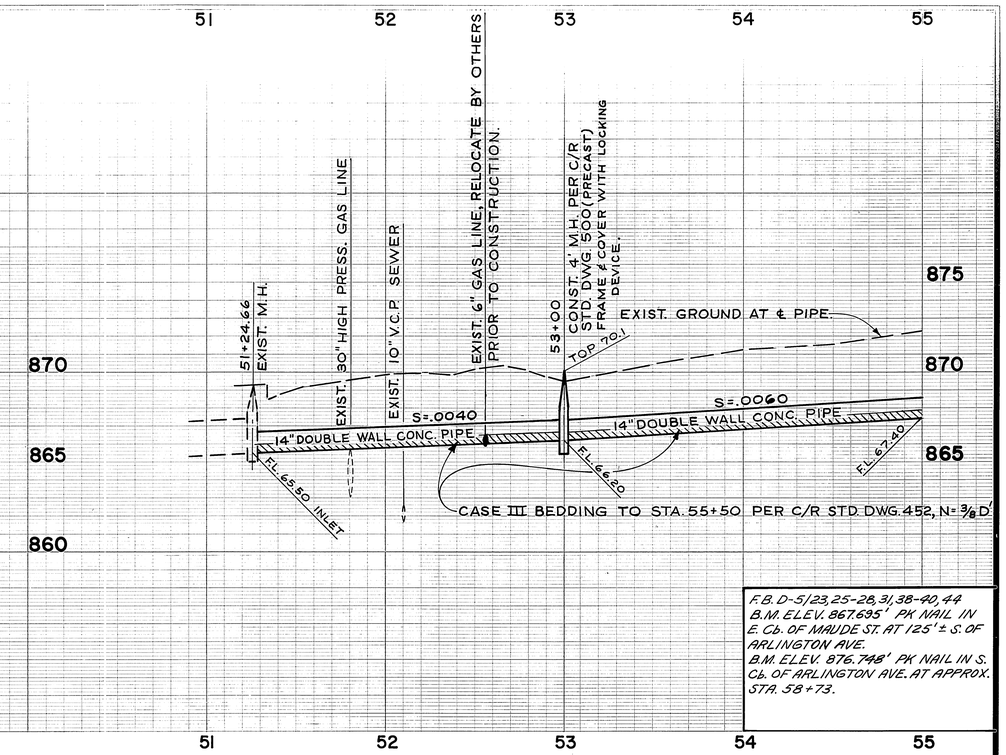

F.B. D-5/23, 25-28, 31, 38-40, 44
B.M. ELEV. 867.695' PK NAIL IN E. Cb. OF MAUDE ST. AT 125'± S. OF ARLINGTON AVE.
B.M. ELEV. 876.748' PK NAIL IN S. Cb. OF ARLINGTON AVE. AT APPROX. STA. 58+73.

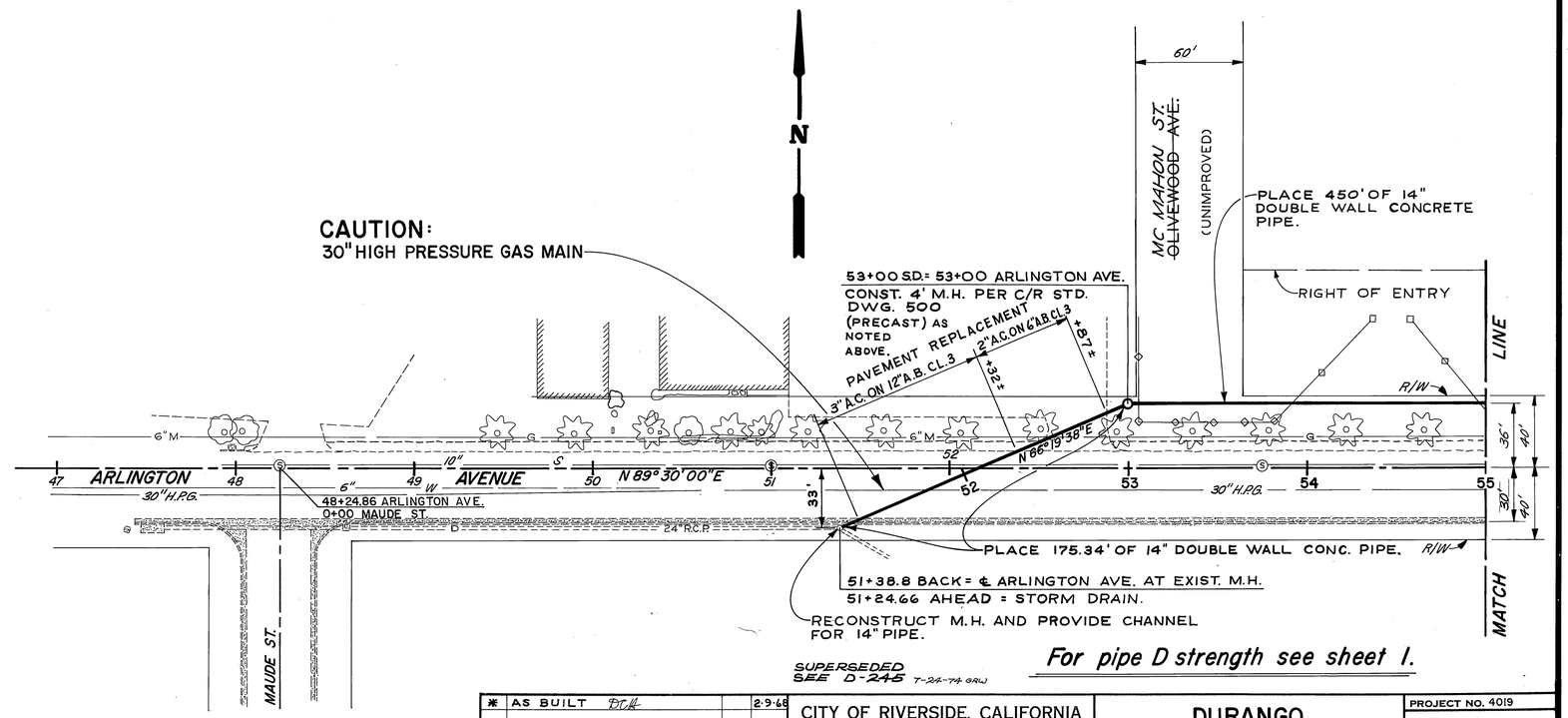

SUPERSEDED
SEE D-245 T-24-74 GRW

For pipe D strength see sheet 1.

MARK	REVISIONS	APPR.	DATE
*	AS BUILT DCH		2-9-68

DESIGNED BY BTC DRAWN BY JPG CHECKED BY DCH

CITY OF RIVERSIDE, CALIFORNIA
DEPARTMENT OF PUBLIC WORKS

APPROVED BY	BY	DATE
OFFICE ENGINEER		1/14/66
PARK DEPARTMENT		
TRAFFIC DIVISION		
ASSISTANT CITY ENG.		11-14

APPROVED BY
DIRECTOR OF PUBLIC WORKS
DATE 11-15-

DURANGO STORM DRAIN

Plan & Profile
Sta. 51+24.66 to Sta. 55+00

HORIZ. SCALE: 1" = 40' VERT. SCALE: 1" = 4'

PROJECT NO. 4019

D-129

SHEET 2 OF 5

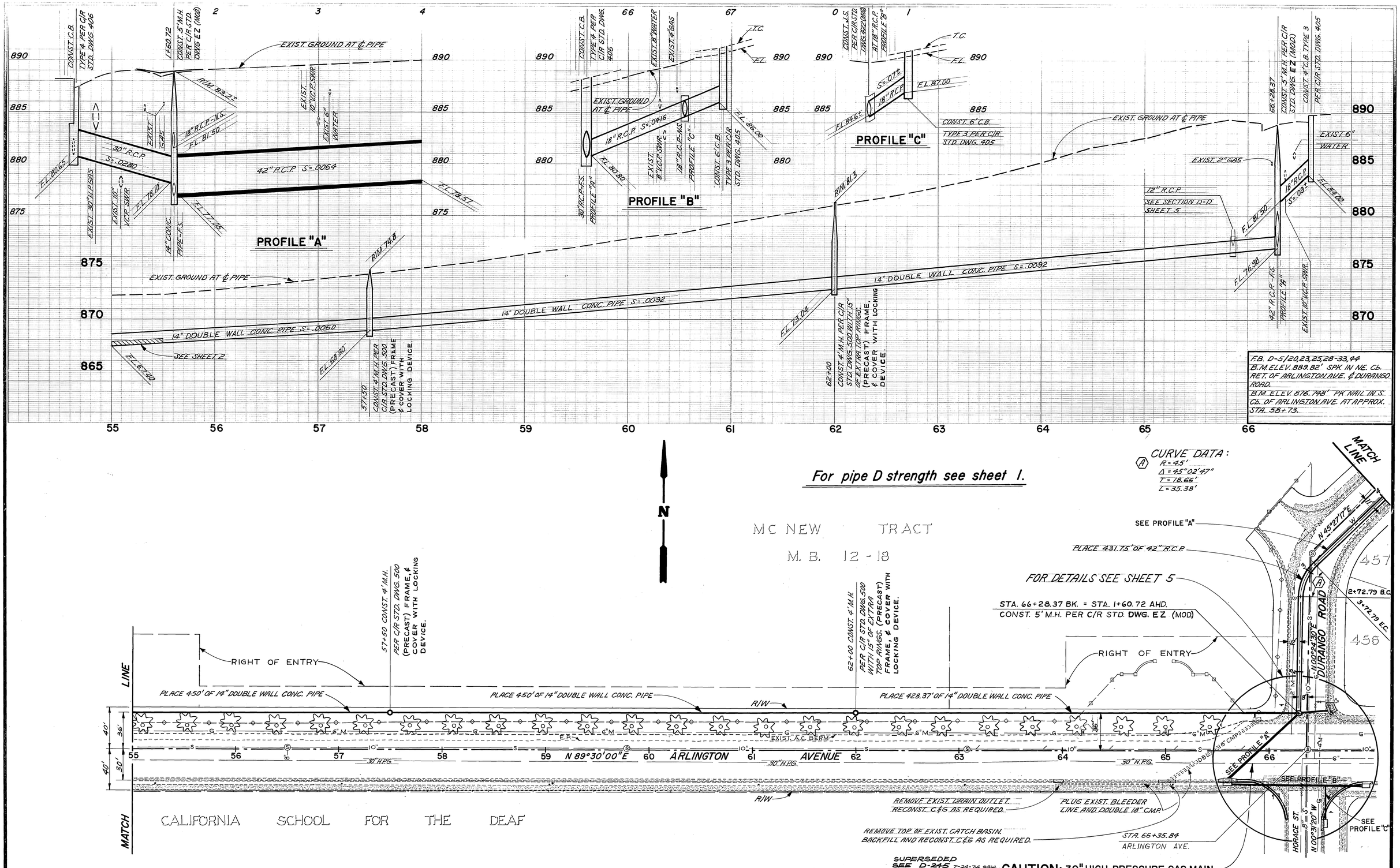

MARK	REVISIONS	APPR.	DATE
*	AS BUILT	DCH	2-9-68

DESIGNED BY BTG DRAWN BY JPG CHECKED BY DCH

CITY OF RIVERSIDE, CALIFORNIA
DEPARTMENT OF PUBLIC WORKS

APPROVED BY	BY	DATE
OFFICE ENGINEER	BTG	11/14/66
PARK DEPARTMENT		
TRAFFIC DIVISION		
ASSISTANT CITY ENG.		11-14
SEWERAGE DIVISION		6/23/65

APPROVED BY: D. M. Allen
DIRECTOR OF PUBLIC WORKS
DATE 11-15-66

DURANGO STORM DRAIN

Plan & Profile
Sta. 55+00 to Sta. 4[illegible]00

HORIZ. SCALE: 1" = 40' VERT. SCALE: 1" = 4'

PROJECT NO. 4019

D-129

SHEET 3 OF 5

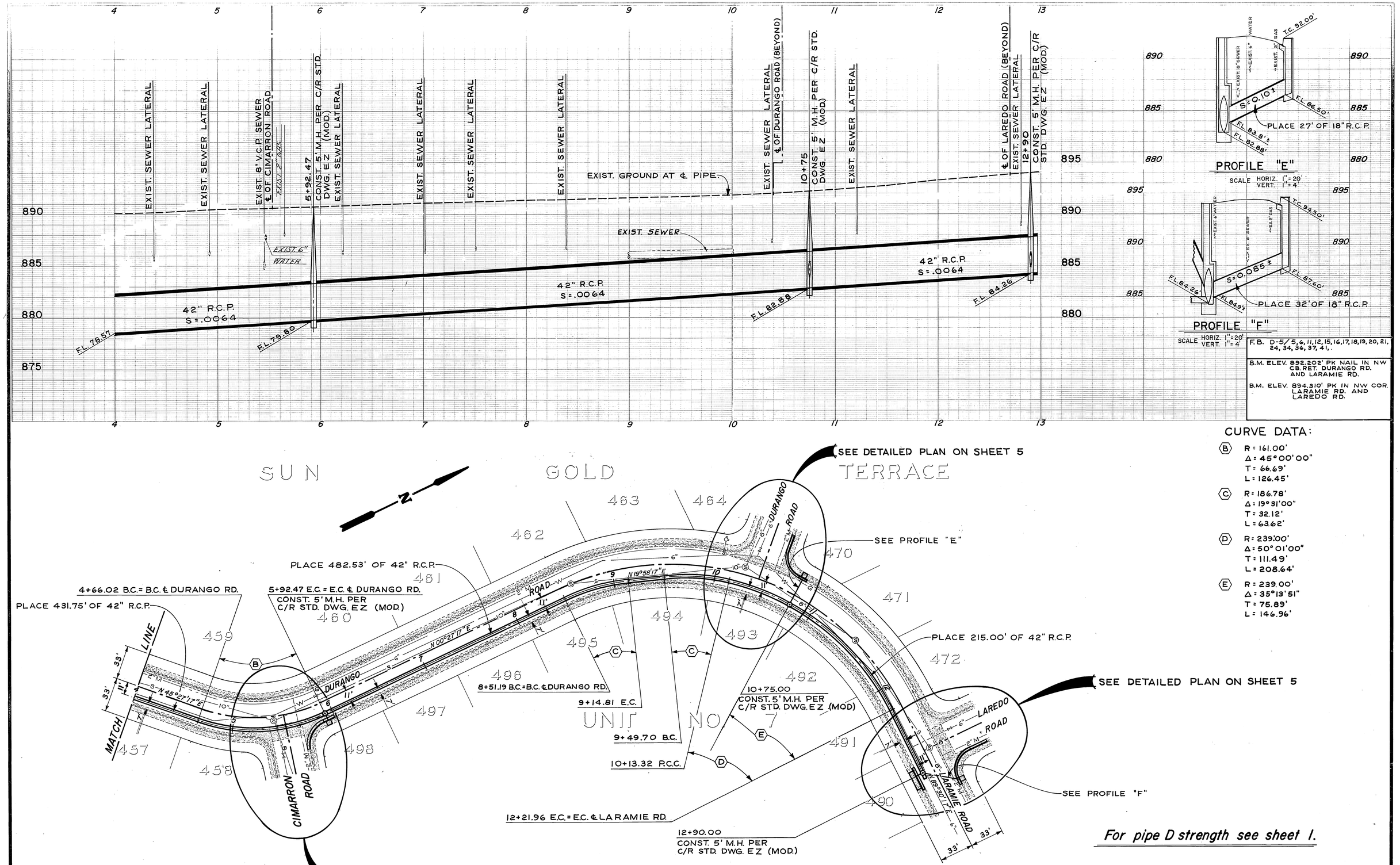

MARK	REVISIONS	APPR.	DATE
*	AS BUILT DCH		2-9-68

DESIGNED BY BJG DRAWN BY JPG CHECKED BY DCH

CITY OF RIVERSIDE, CALIFORNIA
DEPARTMENT OF PUBLIC WORKS

APPROVED BY	BY	DATE
OFFICE ENGINEER	BJG	11/14/66
PARK DEPARTMENT		
TRAFFIC DIVISION		
ASSISTANT CITY ENG.		11-14
SEWERAGE DIVISION		6/22/66

APPROVED BY: DIRECTOR OF PUBLIC WORKS
DATE 11-15-66

DURANGO STORM DRAIN

Plan & Profile
Sta. 4+00 to Sta. 13+00

HORIZ. SCALE: 1" = 40' VERT. SCALE: 1" = 4'

PROJECT NO. 4019

D-129

SHEET 4 OF 5

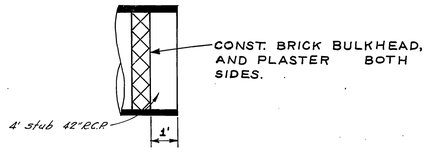

DETAIL NO. 3

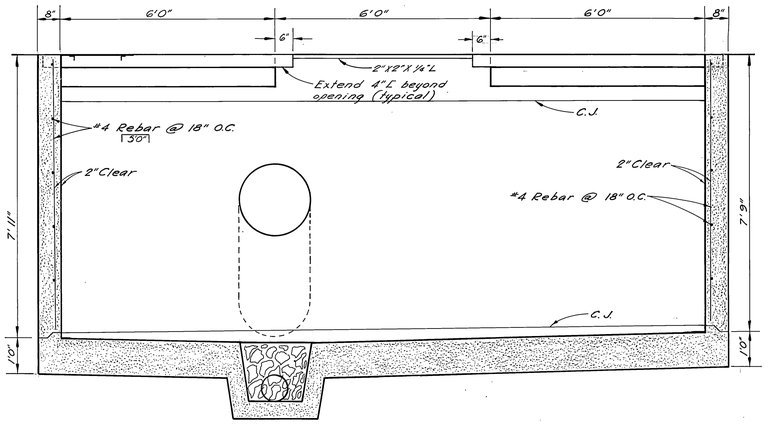

SECTION B-B
Scale 1" = 2'

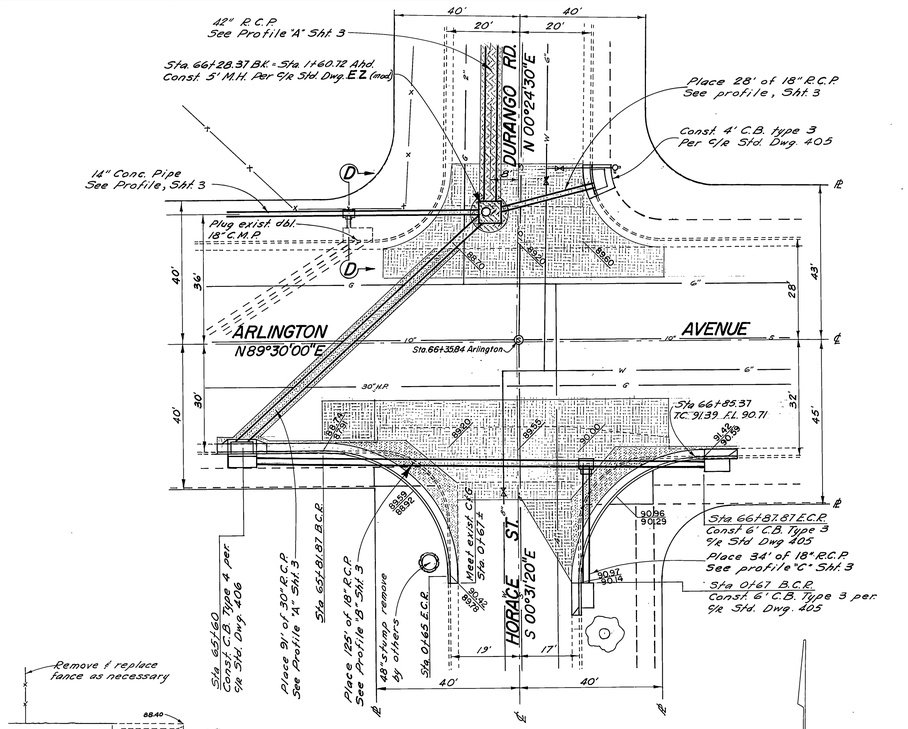

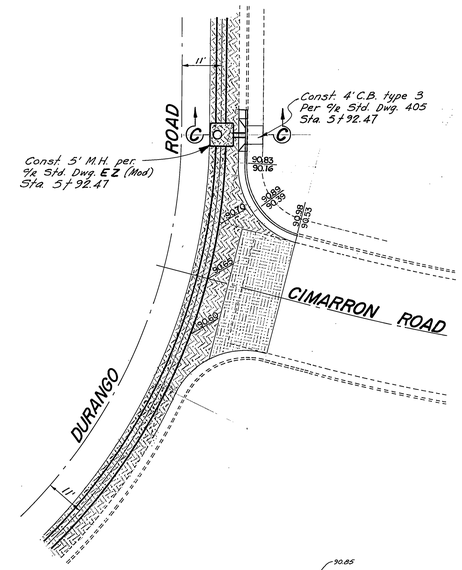

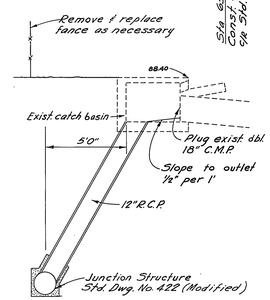

SECTION D-D
Scale 1" = 4'

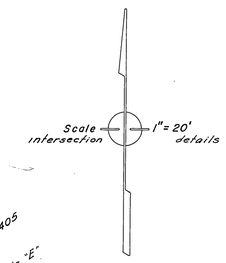

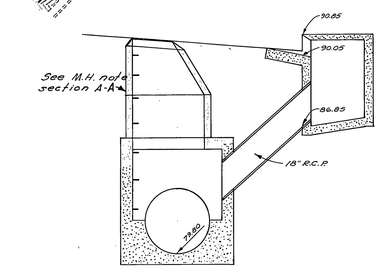

SECTION C-C
Scale 1" = 4'

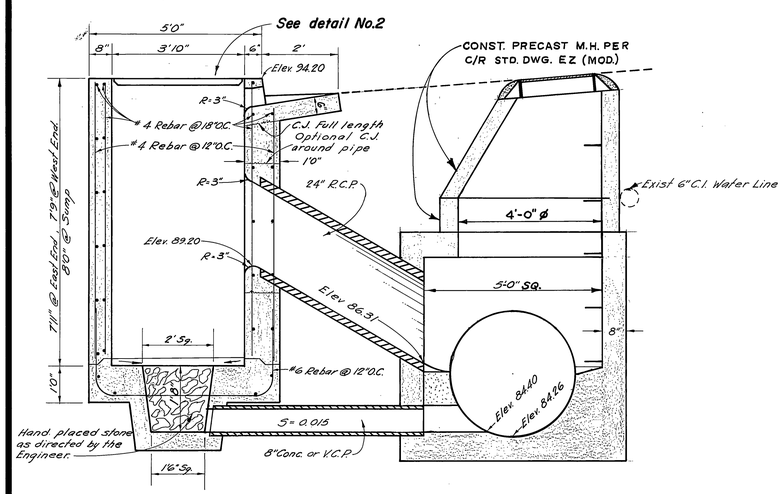

SECTION A-A
Scale 1" = 2'

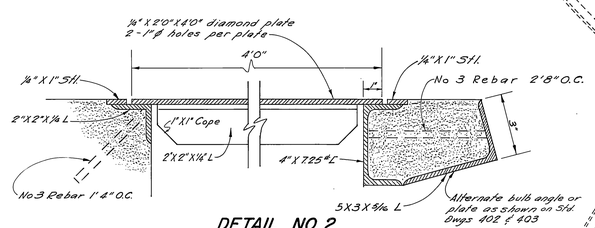

DETAIL NO. 2

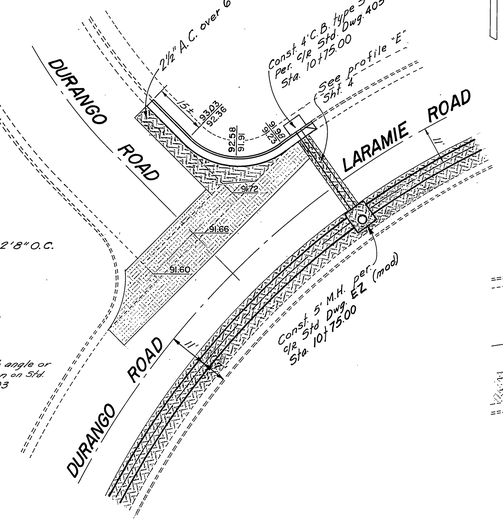

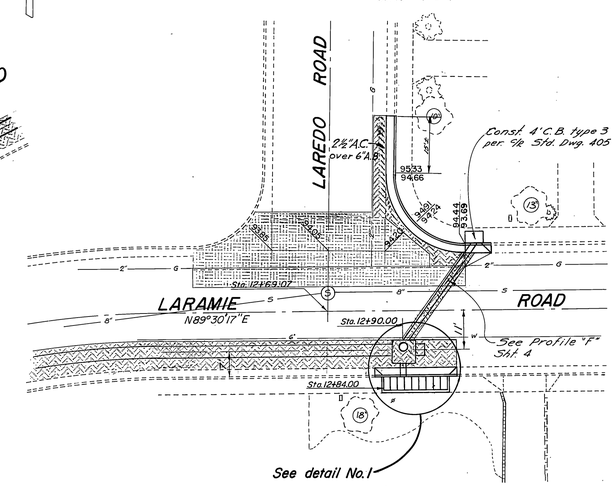

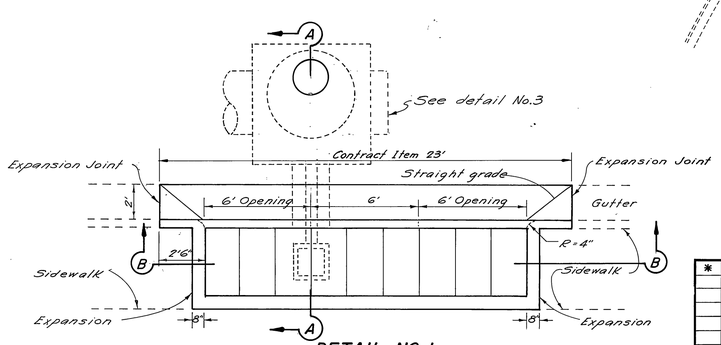

DETAIL NO. 1
Scale 1" = 4'

For pipe D strength see sheet 1.

MARK	REVISIONS	APPR.	DATE
*	AS BUILT		2-9-68

DESIGNED BY RTG DRAWN BY J.C. CHECKED BY

CITY OF RIVERSIDE, CALIFORNIA
DEPARTMENT OF PUBLIC WORKS

APPROVED BY	BY	DATE
OFFICE ENGINEER		11/14/66
PARK DEPARTMENT		
TRAFFIC DIVISION		
ASSISTANT CITY ENG.		11-14

APPROVED BY
DIRECTOR OF PUBLIC WORKS
DATE 11-15-66

DURANGO STORM DRAIN

Plans, Details, & Sections

SCALE AS SHOWN

PROJECT NO. 4019

D-129

SHEET 5 OF 5